



FATOR BANHO



POOLIMEX
OUTDOOR EQUIPMENTS


POOLIMEX
OUTDOOR EQUIPMENTS



POOLIMEX
OUTDOOR EQUIPMENTS





OUTDOOR EQUIPMENTS



QUALITY





DESDE NUESTROS ALMACENES EN ESPAÑA, HACEMOS ENTREGAS EN TODO EL MUNDO.



FROM OUR WAREHOUSES IN SPAIN, WE DELIVER ALL OVER THE WORLD.



DEPUIS NOS ENTREPÔTS EN ESPAGNE, NOUS LIVRONS DANS LE MONDE ENTIER.



DAI NOSTRI MAGAZZINI IN SPAGNA, CONSEGNIAMO IN TUTTO IL MONDO.



A PARTIR DOS NOSSOS ARMAZÉNS EM ESPANHA, FAZEMOS ENTREGAS EM TODO O MUNDO.

POOL SHOWER FAUCETS

POOL series

GPP001/AC Pag: 005-010 GPP001/ANG Pag: 011-016 GPP001/AAO Pag: 017-022 GPP001/ACL Pag: 023-028 GPP001/AMK Pag: 029-034 GPP001/AGCB Pag: 035-040



ALASKA series

GPA002/AC Pag: 041-046 GPA002/ANG Pag: 047-052



DAKOTA series

GPD003/AC Pag: 053-058 GPD003/ANG Pag: 059-064



COLORADO series

GPC004/AC Pag: 065-070



TEXAS series

GPT005/AC Pag: 071-076 GPT005/ANG Pag: 077-082



OREGON series

GPO006/AC Pag: 083-088 GPO006/ANG Pag: 089-094



MICHIGAN series

GPM007/AC Pag: 095-100 GPM007/ANG Pag: 101-106



FLORIDA series

GPF008/AC Pag: 107-112 GPF008/ANG Pag: 113-118




NEVADA series

GPN009/AC Pag: 119-124 GPN009/ANG Pag: 125-130



UTAH series

GPU010/AC Pag: 131-136 GPU010/ANG Pag: 137-142 GPU010/AAO Pag: 143-148 GPU010/ACL Pag: 149-154 GPU010/AMK Pag: 155-160 GPU010/AGCB Pag: 161-166



OKLAHOMA series

GPO011/AC Pag: 167-172 GPO011/ANG Pag: 173-178



KANSAS series

GPK012/AC Pag: 179-184 GPK012/ANG Pag: 185-190



POOL SHOWER FAUCETS

POOL SHOWER FAUCETS

WATERFALLS

NIAGARA series

GPN013/AC Pag: 191-196 GPN013/ANG Pag: 197-202 GPN013/AAO Pag: 203-208 GPN013/ACL Pag: 209-214 GPN013/AMK Pag: 215-220 GPN013/AGCB Pag: 221-226



NIAGARA series

CPN001/AC Pag: 281-286 CPN001/ANG Pag: 287-292 CPN001/AAO Pag: 293-298 CPN001/ACL Pag: 299-304 CPN001/AMK Pag: 305-310 CPN001/AGCB Pag: 311-316



ALABAMA series

SENSE series

GPA014/AC Pag: 227-232 GPA014/ANG Pag: 233-238 GPS016AC Pag: 239-244 GPS016ANG Pag: 245-250



NIAGARA series

CPN002/AC Pag: 317-322 CPN002/ANG Pag: 323-328 CPN002/AAO Pag: 329-334 CPN002/ACL Pag: 335-340 CPN002/AMK Pag: 341-346 CPN002/AGCB Pag: 347-352



PHOENIX series

GPP015/AC Pag: 251-256 GPP015/AAO Pag: 257-262 GPP015/ACL Pag: 263-268 GPP015/AMK Pag: 269-274 GPP015/AGCB Pag: 275-280






















IGUAZU series

CPI003/AC Pag: 353-358 CPI003/ANG Pag: 359-364



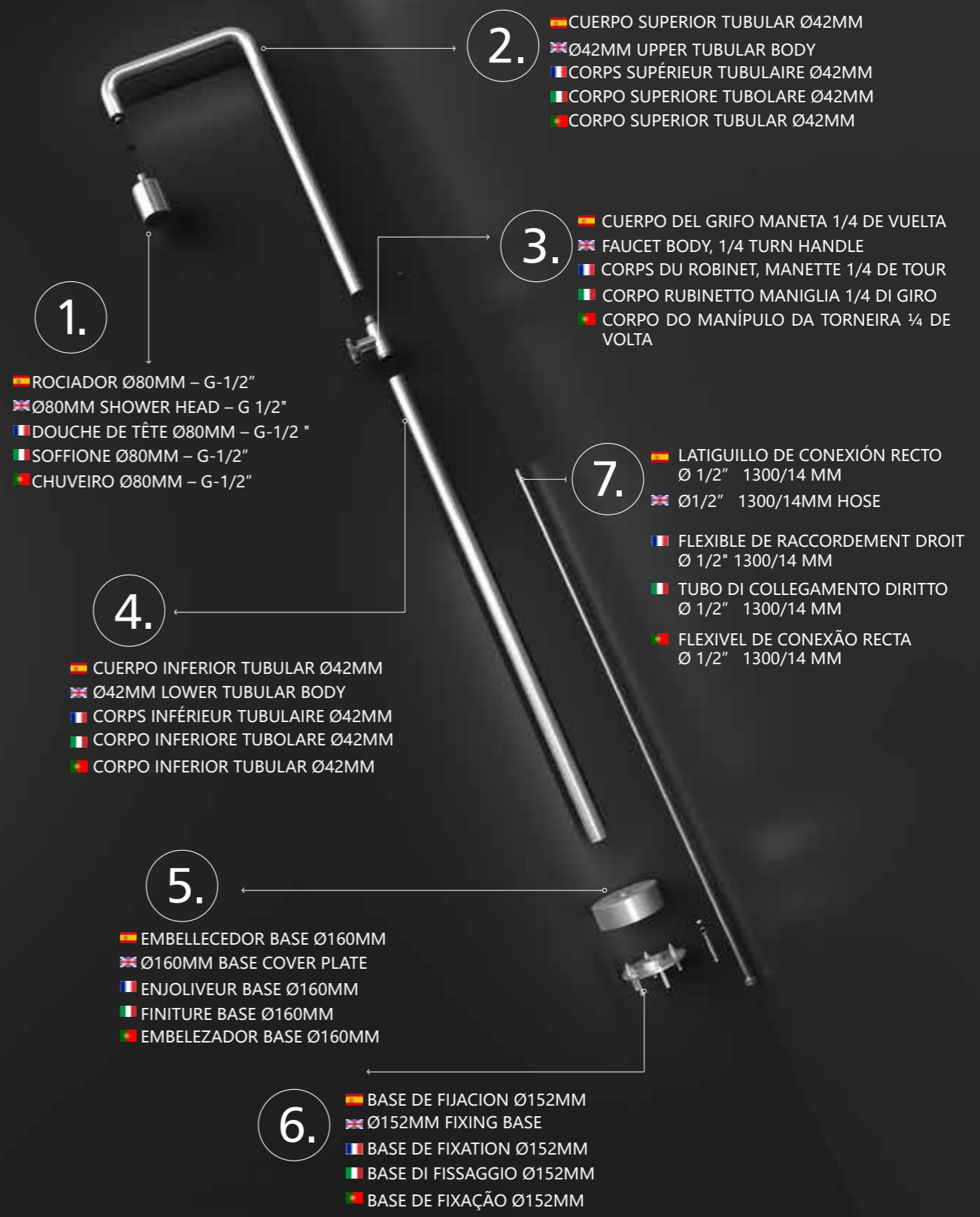
POOLIMEX ICONS

				
 AGUA FRÍA	 AGUA FRÍA Y CALIENTE	 SALIDA EFECTO CASCADA	 SALIDA DE AGUA INFERIOR	 TEMPORIZADA 15'
 COLD WATER	 COLD AND HOT WATER	 WATERFALL OUTLET	 LOWER WATER OUTLET	 TIMED 15'
 EAU FROIDE	 EAU FROIDE ET CHAUDE	 SORTIE EFFET CASCADE	 SORTIE INFÉRIEURE	 TEMPORISÉ 15'
 ACQUA FREDDA	 ACQUA FREDDA E CALDA	 USCITA CON EFFETTO CASCATA	 USCITA D'ACQUA INFERIORE	 TEMPORIZZATO 15'
 ÁGUA FRIA	 ÁGUA FRIA E QUENTE	 SAÍDA EFEITO CASCATA	 SAÍDA DE ÁGUA INFERIOR	 TEMPORIZADA 15'

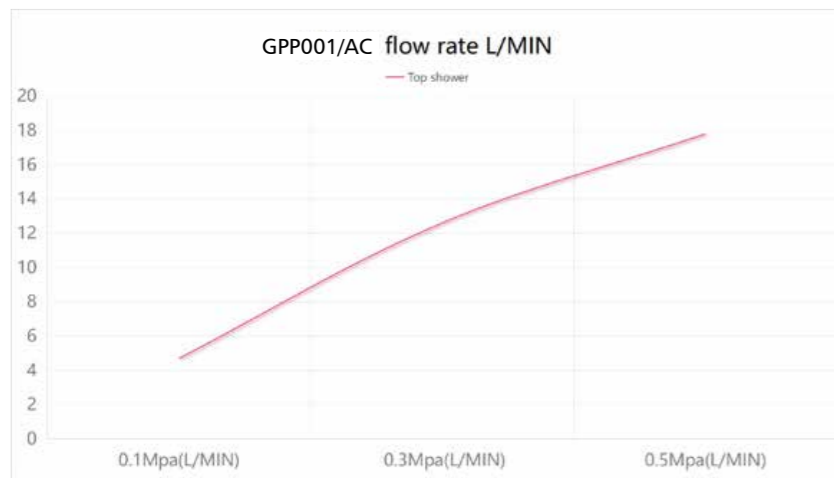


POOL

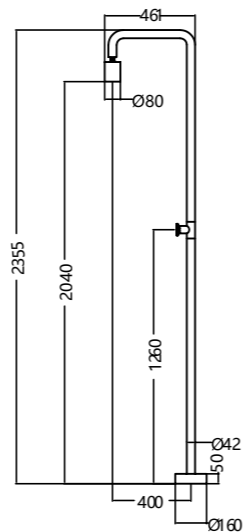
GPP001/AC



FLOW RATE REF	GPP001/AC
TOP SHOWER 0.1MPa(L/MIN)	4.7
TOP SHOWER 0.3MPa(L/MIN)	12.6
TOP SHOWER 0.5MPa(L/MIN)	17.8



PRODUCT SIZE(CM)	126.5*53.7*10.7
WEIGHT(KG)	8.3
GUARANTEE	10 YEARS
MAX.PRESSURE(BAR)	8
MIN.PRESSURE(BAR)	1
OPTIMUM PRESSURE(BAR)	3-4
MAX.TEMPERATURE	55°C
MIN.TEMPERATURE	0°C



GPP001/AC
GRIFERÍA DE PISCINA POOL ACERO S.316



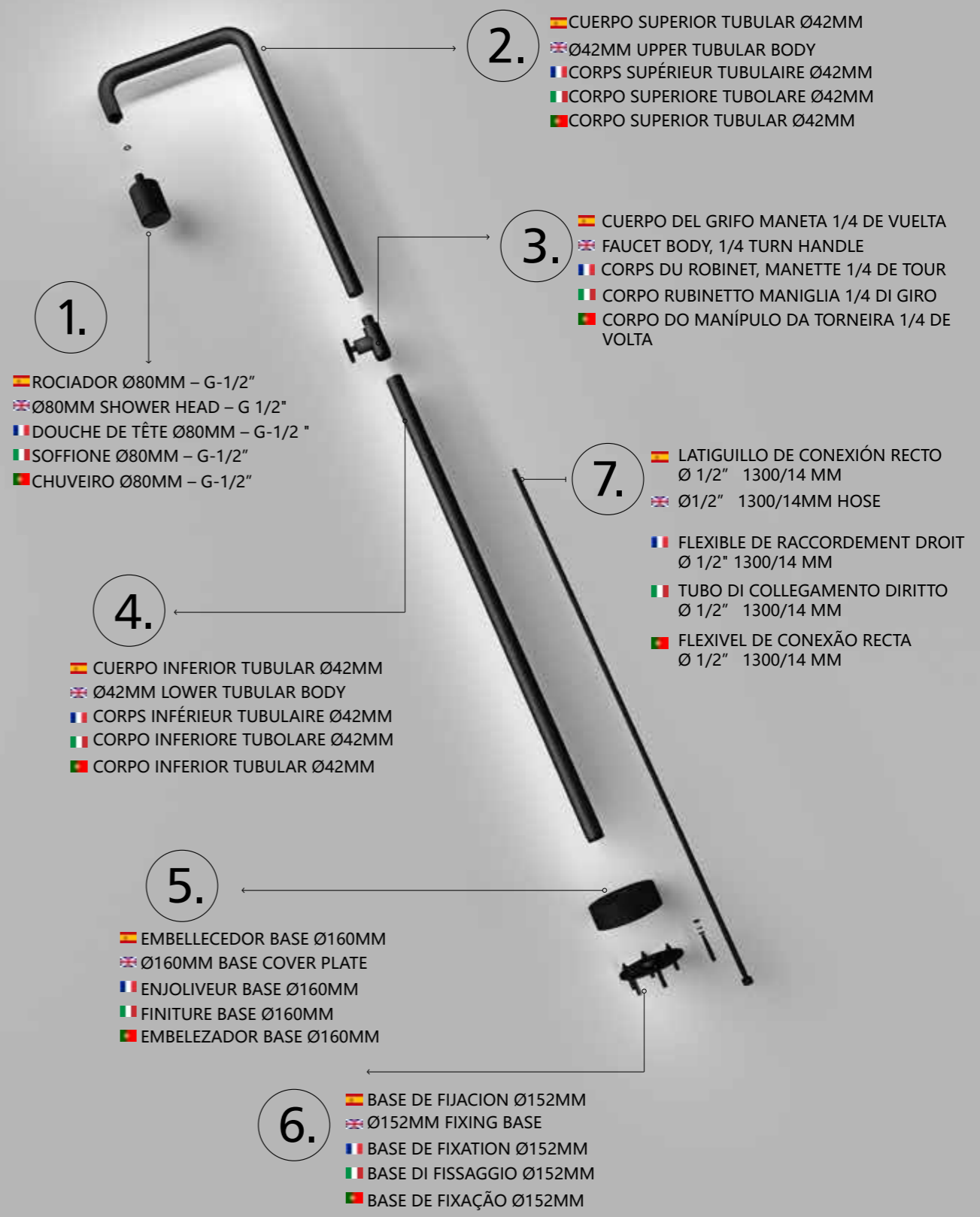
POOL

GPP001/ANG

POOL SERIES

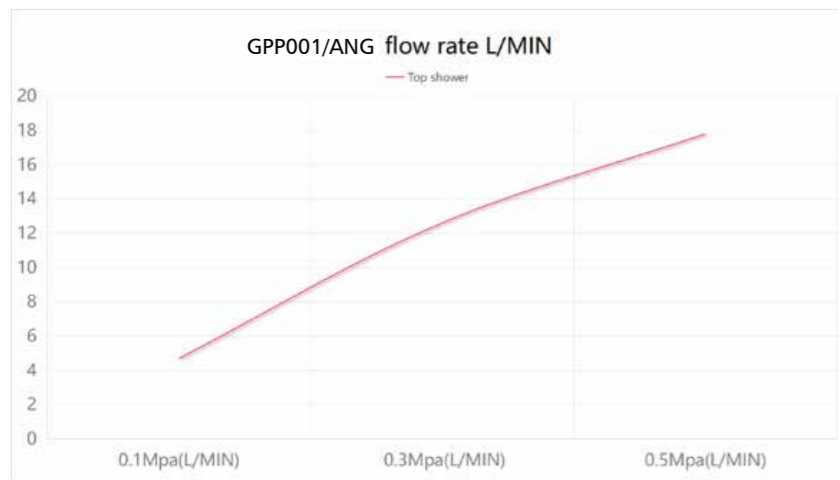


POOL SERIES

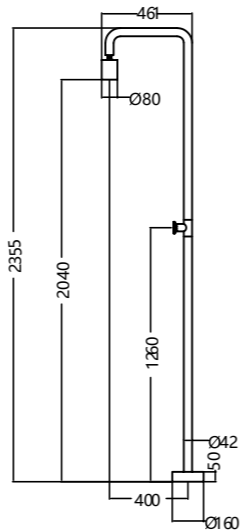


FLOW RATE REF GPP001/ANG

TOP SHOWER 0.1MPa(L/MIN)	4.7
TOP SHOWER 0.3MPa(L/MIN)	12.6
TOP SHOWER 0.5MPa(L/MIN)	17.8



PRODUCT SIZE(CM)	126.5*53.7*10.7
WEIGHT(KG)	8.3
GUARANTEE	10 YEARS
MAX.PRESSURE(BAR)	8
MIN.PRESSURE(BAR)	1
OPTIMUM PRESSURE(BAR)	3-4
MAX.TEMPERATURE	55°C
MIN.TEMPERATURE	0°C



GPP001/ANG
GRIFERÍA DE PISCINA POOL ACERO S.316
NEGRO MATE



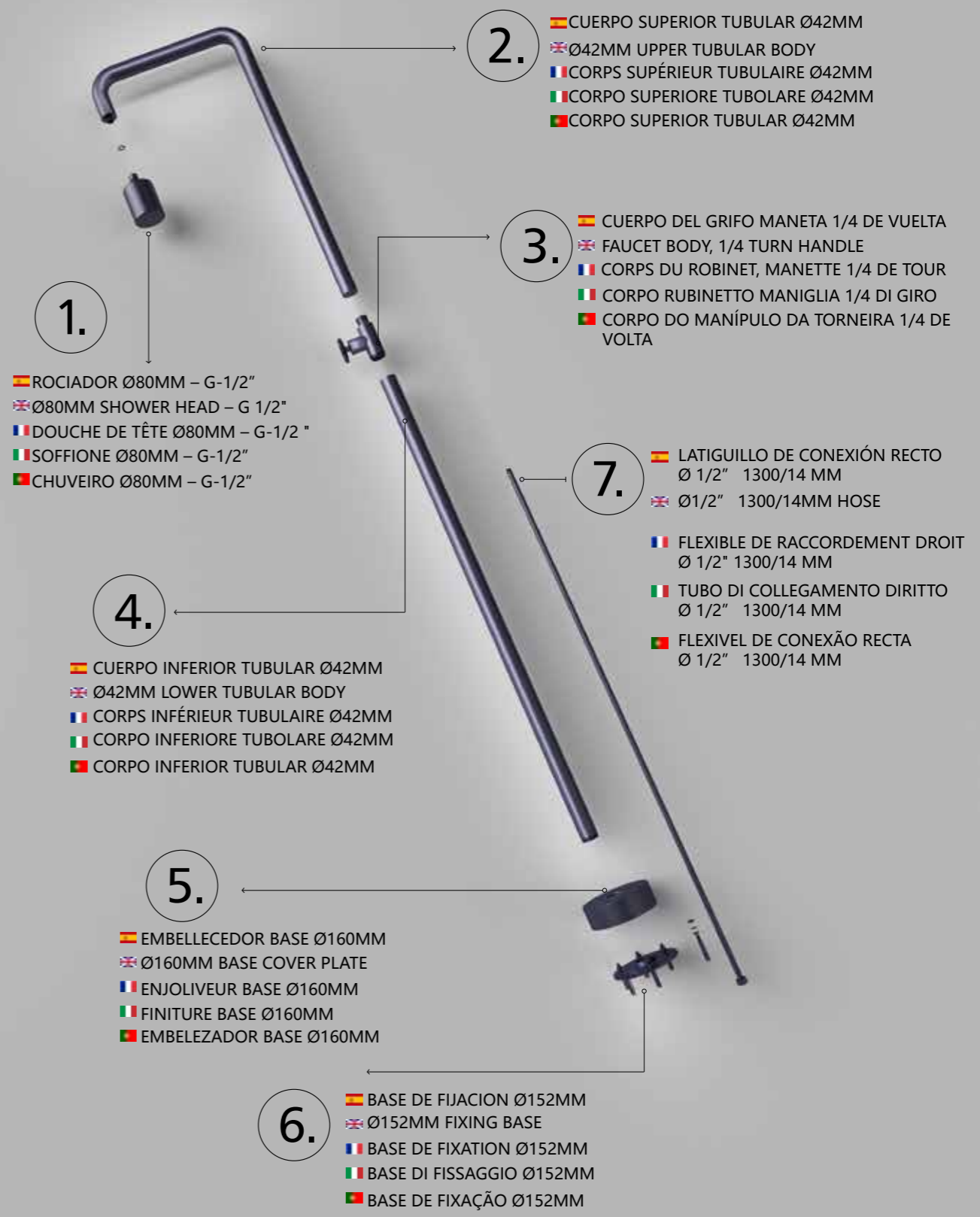
POOL

GPP001/AAO

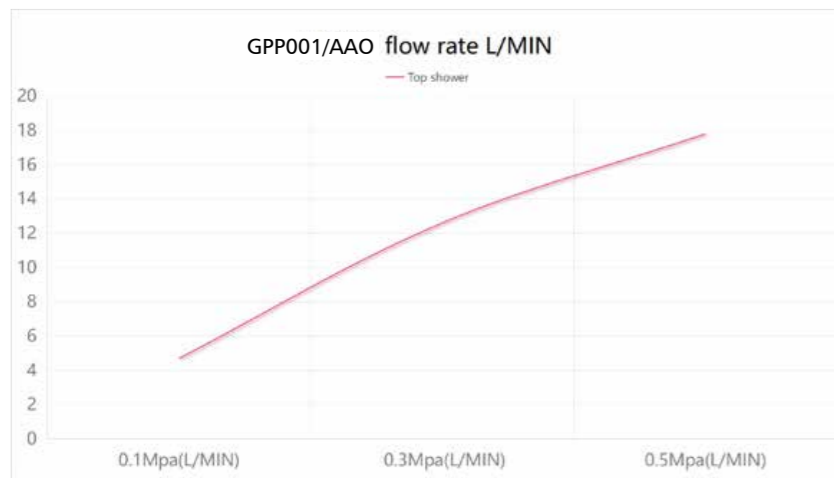
POOL SERIES



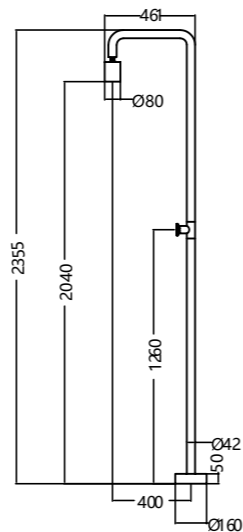
POOL SERIES



FLOW RATE REF	GPP001/AAO
TOP SHOWER 0.1MPa(L/MIN)	4.7
TOP SHOWER 0.3MPa(L/MIN)	12.6
TOP SHOWER 0.5MPa(L/MIN)	17.8



PRODUCT SIZE(CM)	126.5*53.7*10.7
WEIGHT(KG)	8.3
GUARANTEE	10 YEARS
MAX.PRESSURE(BAR)	8
MIN.PRESSURE(BAR)	1
OPTIMUM PRESSURE(BAR)	3-4
MAX.TEMPERATURE	55°C
MIN.TEMPERATURE	0°C



GPP001/AAO
GRIFERÍA DE PISCINA POOL ACERO S.316
AZUL OCEANO



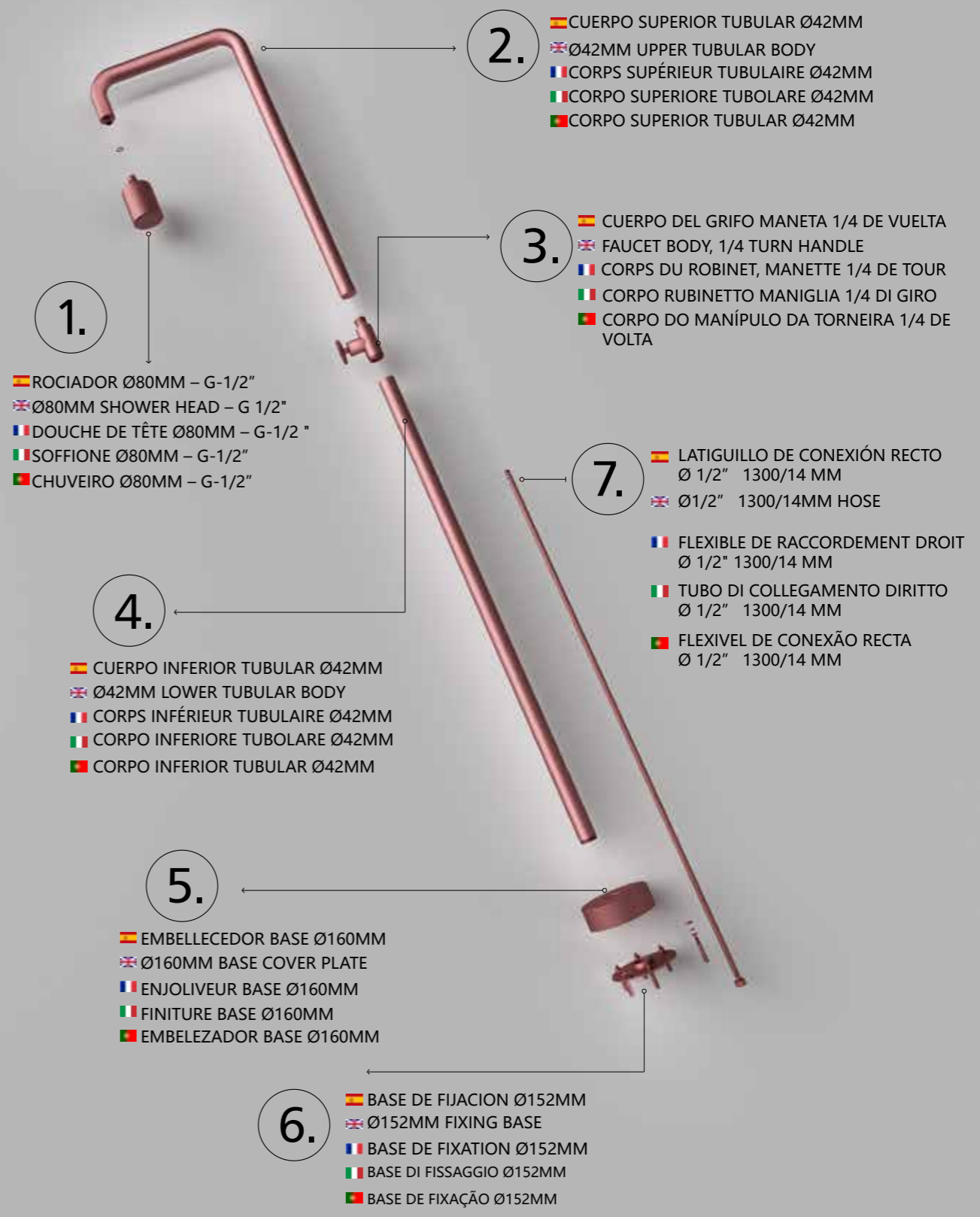
POOL

GPP001/ACL

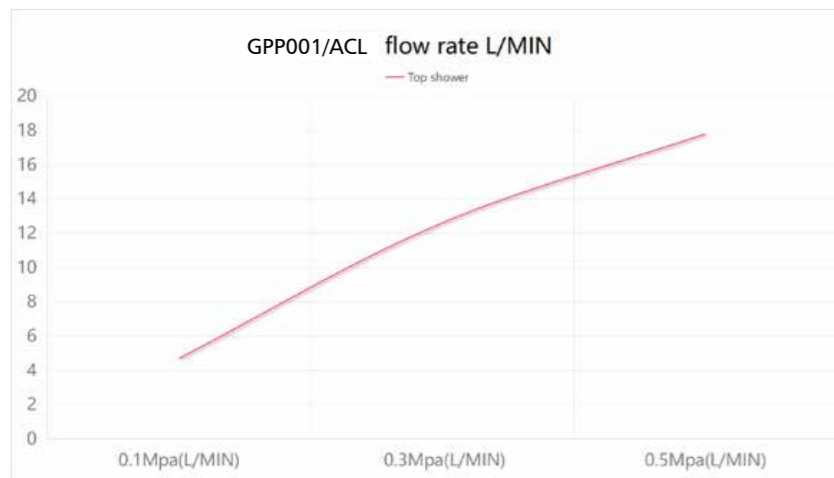
POOL SERIES



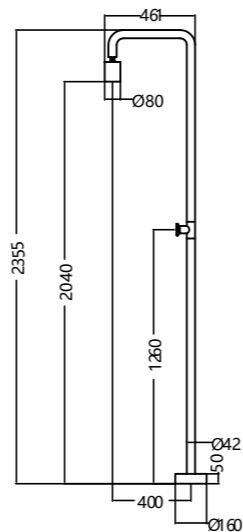
POOL SERIES



FLOW RATE REF	GPP001/ACL
TOP SHOWER 0.1MPA(L/MIN)	4.7
TOP SHOWER 0.3MPA(L/MIN)	12.6
TOP SHOWER 0.5MPA(L/MIN)	17.8



PRODUCT SIZE(CM)	126.5*53.7*10.7
WEIGHT(KG)	8.3
GUARANTEE	10 YEARS
MAX.PRESSURE(BAR)	8
MIN.PRESSURE(BAR)	1
OPTIMUM PRESSURE(BAR)	3-4
MAX.TEMPERATURE	55°C
MIN.TEMPERATURE	0°C




GPP001/ACL
GRIFERÍA DE PISCINA POOL ACERO S.316
ROSA CORAL



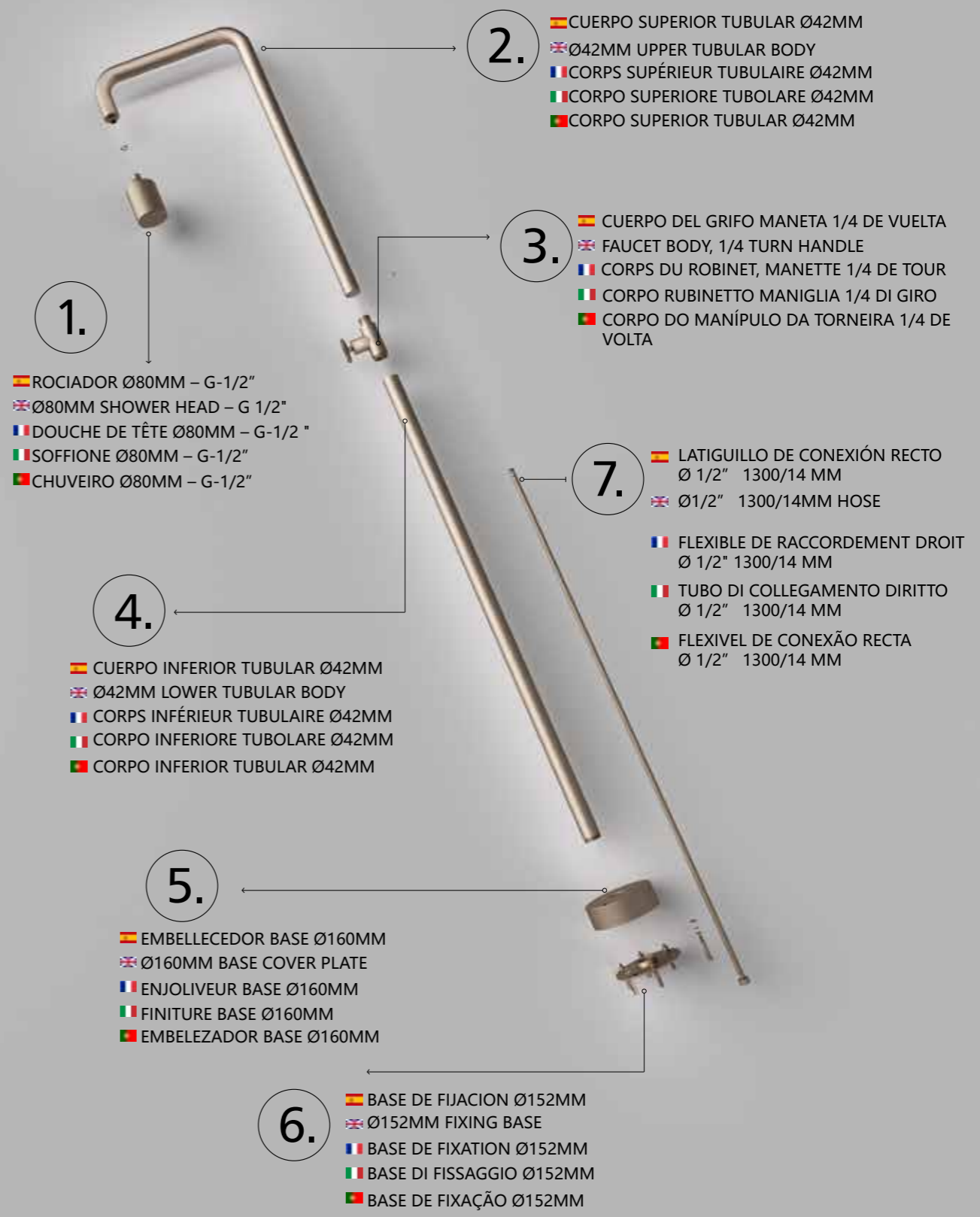
POOL

GPP001/AMK

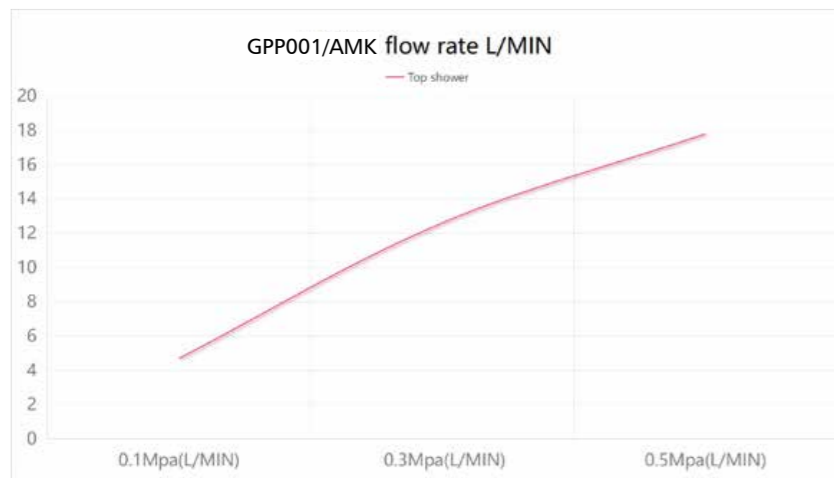
POOL SERIES



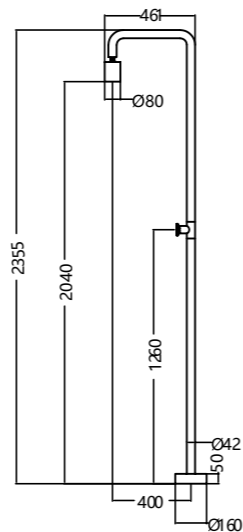
POOL SERIES



FLOW RATE REF	GPP001/AMK
TOP SHOWER 0.1MPa(L/MIN)	4.7
TOP SHOWER 0.3MPa(L/MIN)	12.6
TOP SHOWER 0.5MPa(L/MIN)	17.8



PRODUCT SIZE(CM)	126.5*53.7*10.7
WEIGHT(KG)	8.3
GUARANTEE	10 YEARS
MAX.PRESSURE(BAR)	8
MIN.PRESSURE(BAR)	1
OPTIMUM PRESSURE(BAR)	3-4
MAX.TEMPERATURE	55°C
MIN.TEMPERATURE	0°C

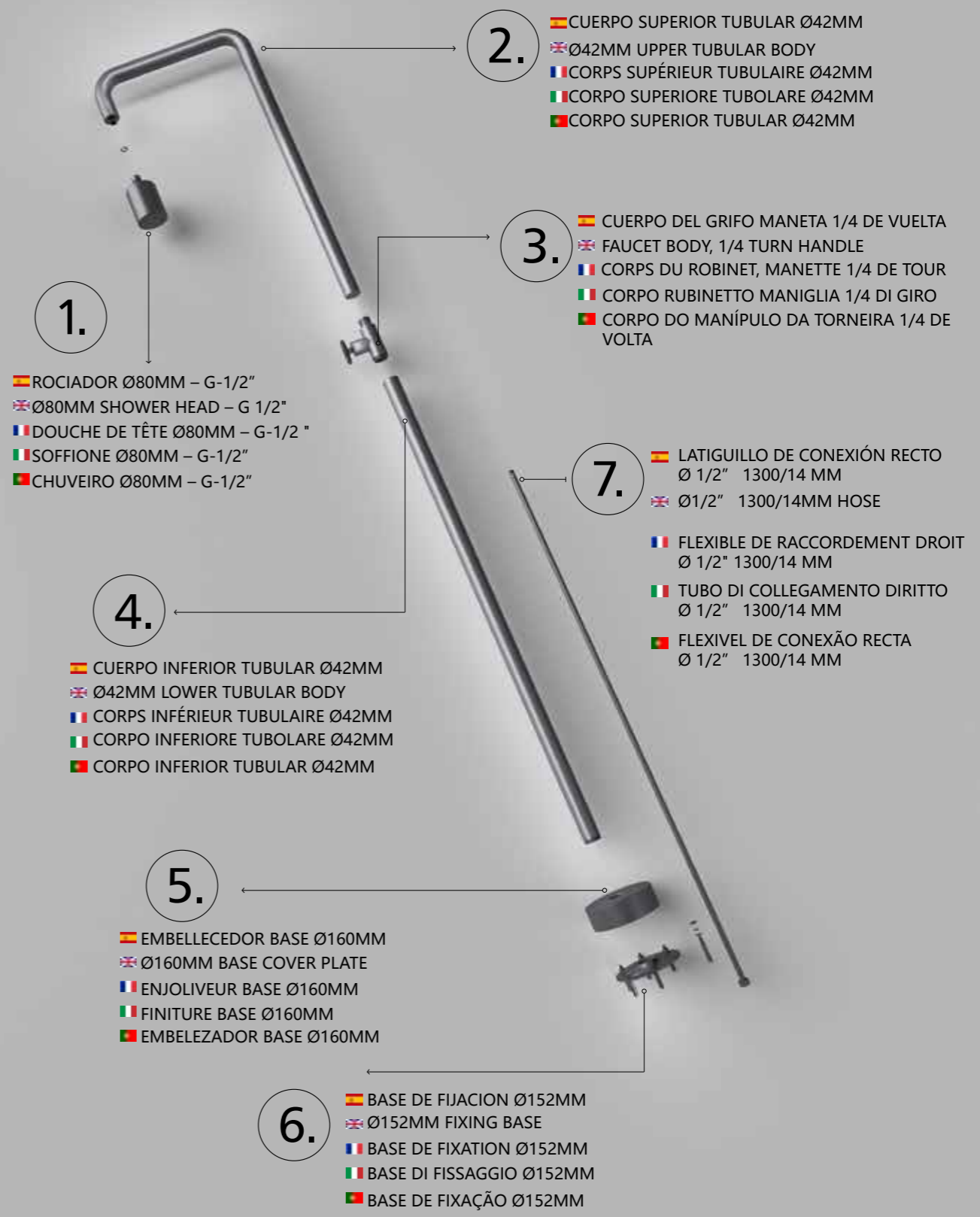


GPP001/AMK
GRIFERÍA DE PISCINA POOL ACERO S.316
MOKA

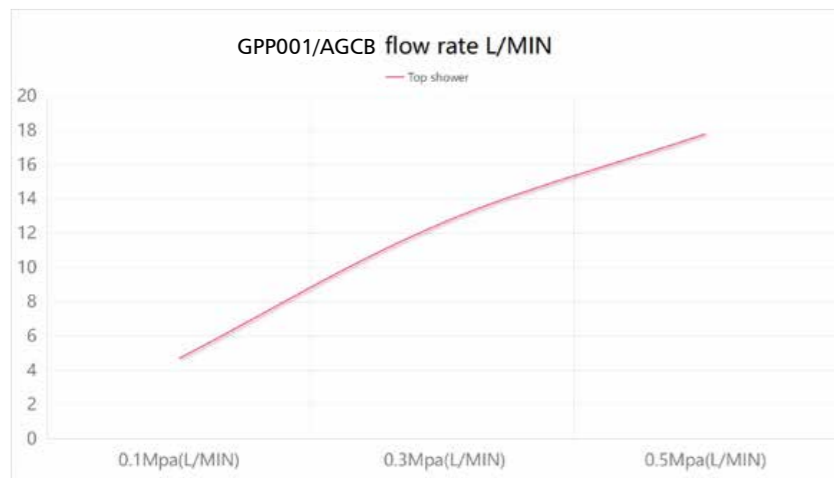



POOL

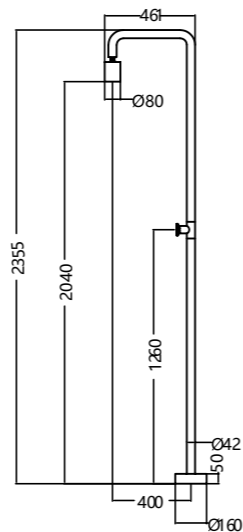
GPP001/AGCB



FLOW RATE REF	GPP001/AGCB
TOP SHOWER 0.1MPA(L/MIN)	4.7
TOP SHOWER 0.3MPA(L/MIN)	12.6
TOP SHOWER 0.5MPA(L/MIN)	17.8



PRODUCT SIZE(CM)	126.5*53.7*10.7
WEIGHT(KG)	8.3
GUARANTEE	10 YEARS
MAX.PRESSURE(BAR)	8
MIN.PRESSURE(BAR)	1
OPTIMUM PRESSURE(BAR)	3-4
MAX.TEMPERATURE	55°C
MIN.TEMPERATURE	0°C



GPP001/AGCB
GRIFERÍA DE PISCINA POOL ACERO S.316
GRIS COBALTO



ALASKA

GPA002/AC

ALASKA SERIES



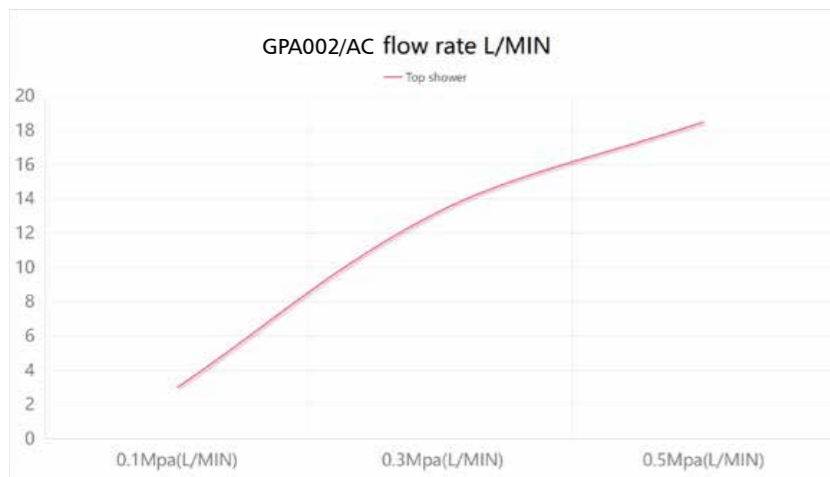
ALASKA SERIES



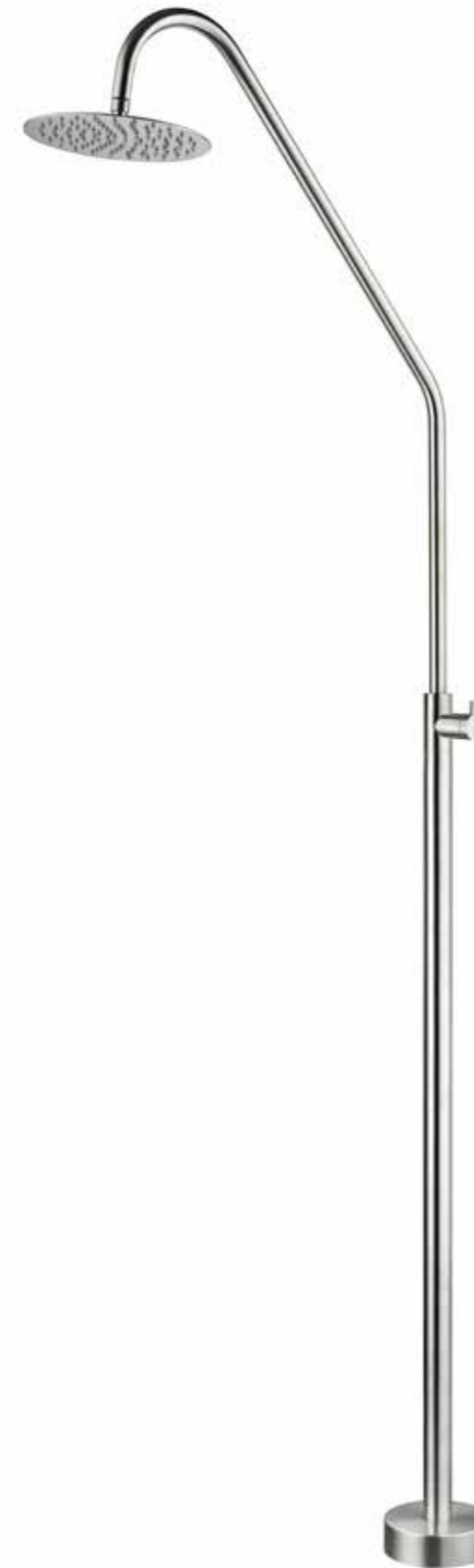
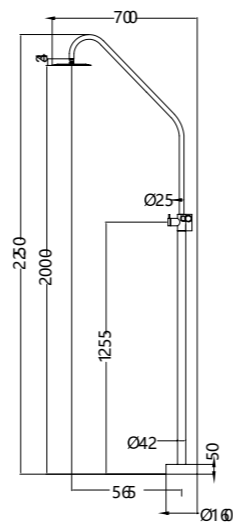
- 1.
 - ROCIADOR Ø250MM – G-1/2"
 - Ø250MM SHOWER HEAD – G 1/2"
 - DOUCHE DE TÊTE Ø250MM – G-1/2 "
 - SOFFIONE Ø250MM – G-1/2"
 - CHUVEIRO Ø250MM – G-1/2"
- 2.
 - CUERPO SUPERIOR TUBULAR Ø25MM
 - Ø25MM TUBULAR UPPER BODY
 - CORPS SUPÉRIEUR TUBULAIRE Ø25MM
 - CORPO SUPERIORE TUBOLARE Ø25MM
 - CORPO SUPERIOR TUBULAR Ø25MM
- 3.
 - CUERPO DEL GRIFO MANETA 1/4 DE VUELTA
 - FAUCET BODY, 1/4 TURN HANDLE
 - CORPS DU ROBINET, MANETTE 1/4 DE TOUR
 - CORPO RUBINETTO MANIGLIA 1/4 DI GIRO
 - CORPO DO MANÍPULO DA TORNEIRA 1/4 DE VUELTA
- 4.
 - CUERPO INFERIOR TUBULAR Ø42MM
 - Ø42MM TUBULAR LOWER BODY
 - CORPS INFÉRIEUR TUBULAIRE Ø42MM
 - CORPO INFERIORE TUBOLARE Ø42MM
 - CORPO INFERIOR TUBULAR Ø42MM
- 5.
 - EMBELLECEDOR BASE Ø160MM
 - Ø160MM BASE COVER PLATE
 - ENJOLIVEUR BASE Ø160MM
 - FINITURE BASE Ø160MM
 - EMBELEZADOR BASE Ø160MM
- 6.
 - BASE DE FIJACIÓN Ø152MM
 - Ø152MM FIXING BASE
 - BASE DE FIXATION Ø152MM
 - BASE DI FISSAGGIO Ø152MM
 - BASE DE FIXAÇÃO Ø152MM
- 7.
 - LATIGUILLO Ø1/2" 1300/14MM
 - Ø1/2" 1300/14MM HOSE
 - FLEXIBLE Ø1/2" 1300/14MM
 - TUBO DI COLLEGAMENTO Ø1/2" 1300/14MM
 - FLEXIVEL Ø1/2" 1300/14MM

FLOW RATE REF GPA002/AC

TOP SHOWER 0.1MPA(L/MIN)	4.9
TOP SHOWER 0.3MPA(L/MIN)	13.3
TOP SHOWER 0.5MPA(L/MIN)	18.5



PRODUCT SIZE(CM)	26.5*53.7*10.7
WEIGHT(KG)	7.7
GUARANTEE	10 YEARS
MAX.PRESSURE(BAR)	8
MIN.PRESSURE(BAR)	1
OPTIMUM PRESSURE(BAR)	3-4
MAX.TEMPERATURE	55°C
MIN.TEMPERATURE	0°C




GPA002/AC
GRIFERÍA DE PISCINA ALASKA ACERO S.316



ALASKA

GPA002/ANG

ALASKA SERIES

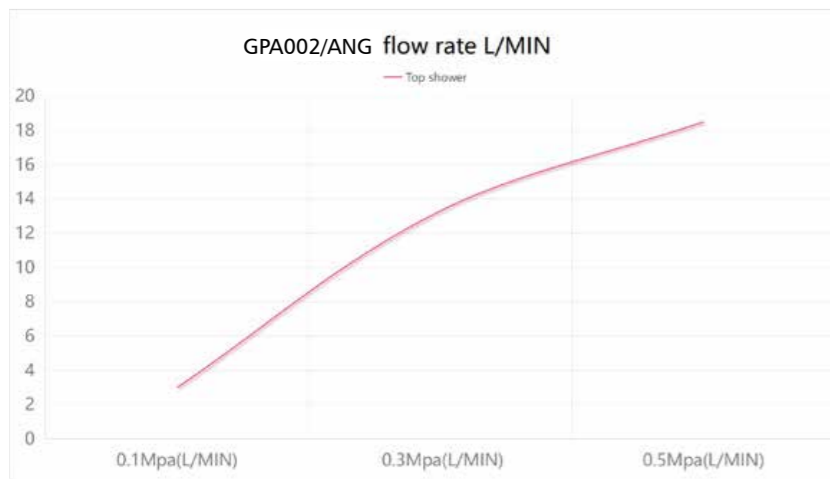


ALASKA SERIES

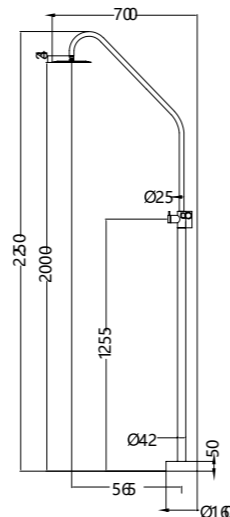


FLOW RATE REF GPA002/ANG

TOP SHOWER 0.1MPA(L/MIN)	4.9
TOP SHOWER 0.3MPA(L/MIN)	13.3
TOP SHOWER 0.5MPA(L/MIN)	18.5



PRODUCT SIZE(CM)	26.5*53.7*10.7
WEIGHT(KG)	7.7
GUARANTEE	10 YEARS
MAX.PRESSURE(BAR)	8
MIN.PRESSURE(BAR)	1
OPTIMUM PRESSURE(BAR)	3-4
MAX.TEMPERATURE	55°C
MIN.TEMPERATURE	0°C



GPA002/ANG

GRIFERÍA DE PISCINA ALASKA ACERO S.316
NEGRO MATE



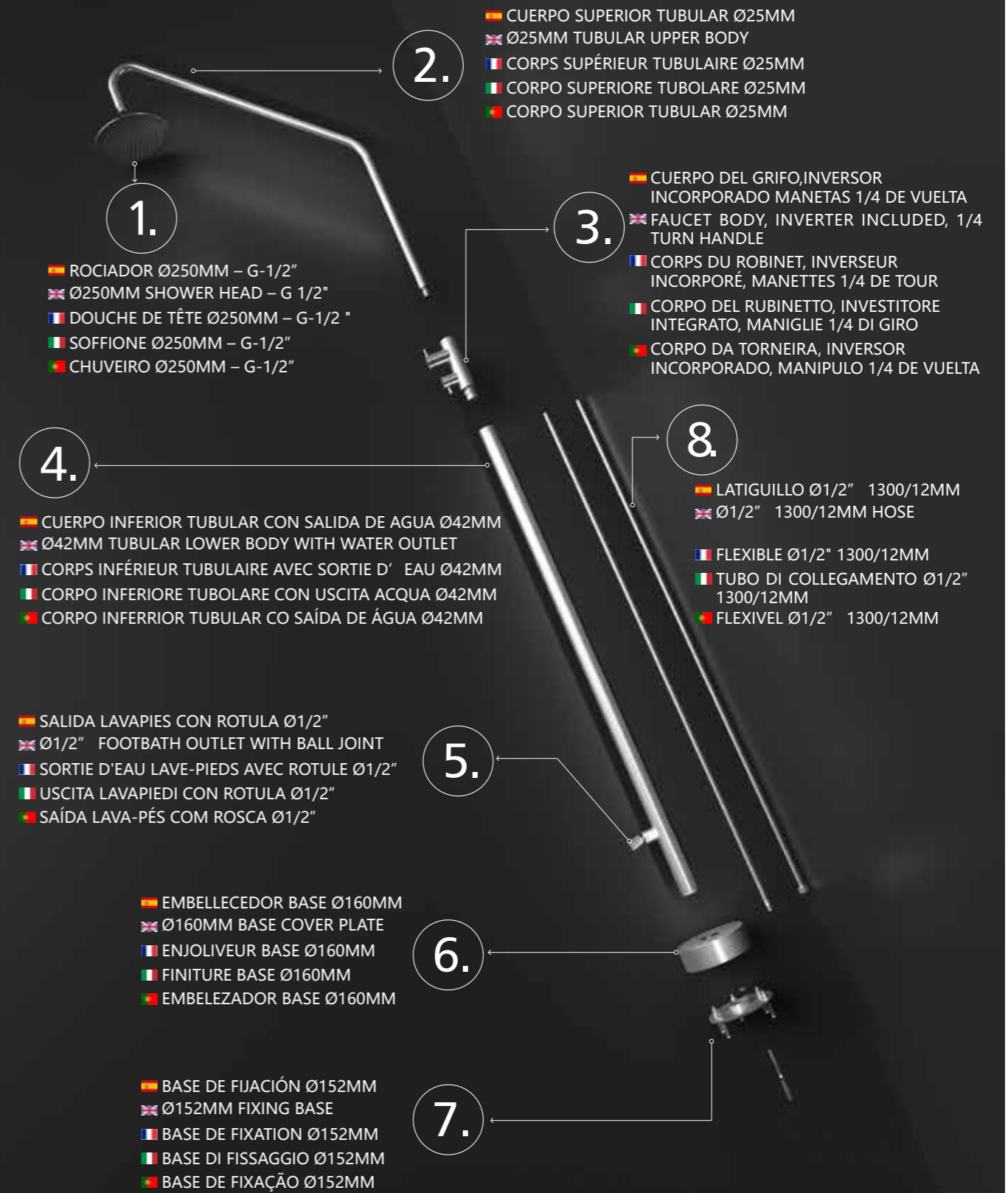
DAKOTA

GPD003/AC

DAKOTA SERIES

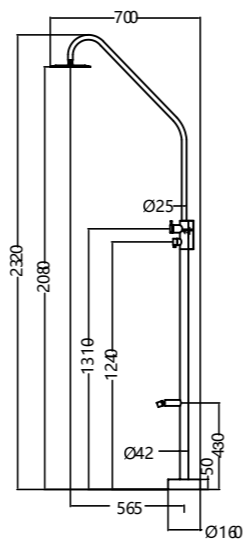
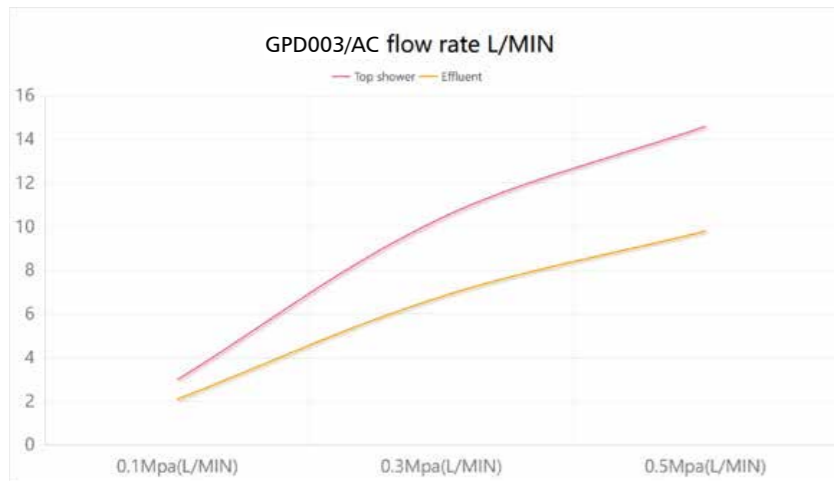


DAKOTA SERIES

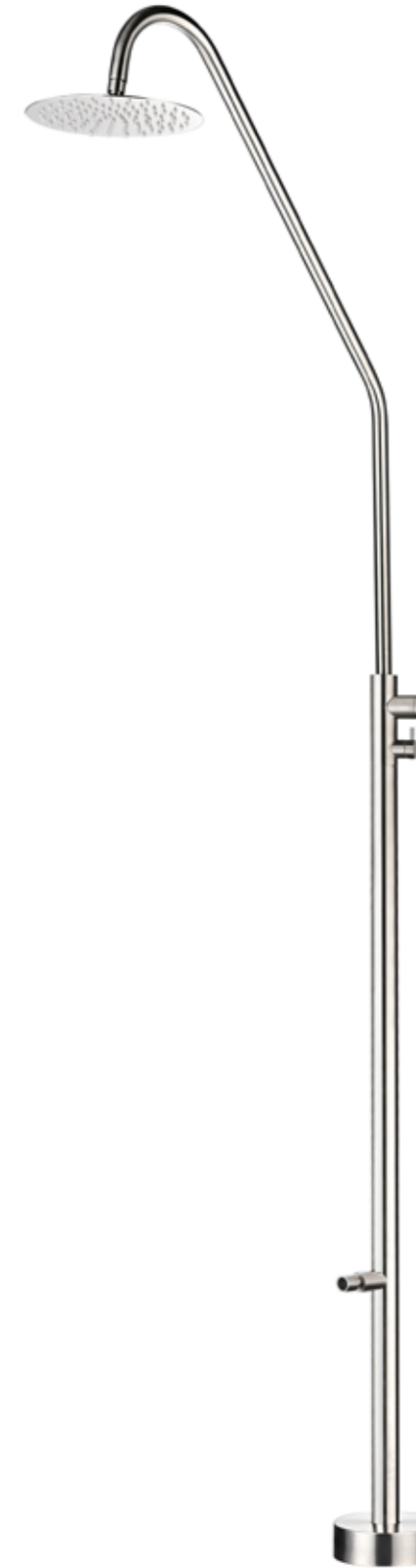


FLOW RATE REF GPD003/AC

TOP SHOWER 0.1MPA(L/MIN)	3	EFFUENT 0.1MPA(L/MIN)	2.1
TOP SHOWER 0.3MPA(L/MIN)	10.4	EFFUENT 0.3MPA(L/MIN)	6.8
TOP SHOWER 0.5MPA(L/MIN)	14.6	EFFUENT 0.5MPA(L/MIN)	9.8



PRODUCT SIZE(CM)	126.5*53.7*10.7
WEIGHT(KG)	9.1
GUARANTEE	10 YEARS
MAX.PRESSURE(BAR)	8
MIN.PRESSURE(BAR)	1
OPTIMUM PRESSURE(BAR)	3-4
MAX.MAX.TEMPERATURE	55°C
MIN.TEMPERATURE	0°C



GPD003/AC
GRIFERÍA DE PISCINA DAKOTA ACERO S.316



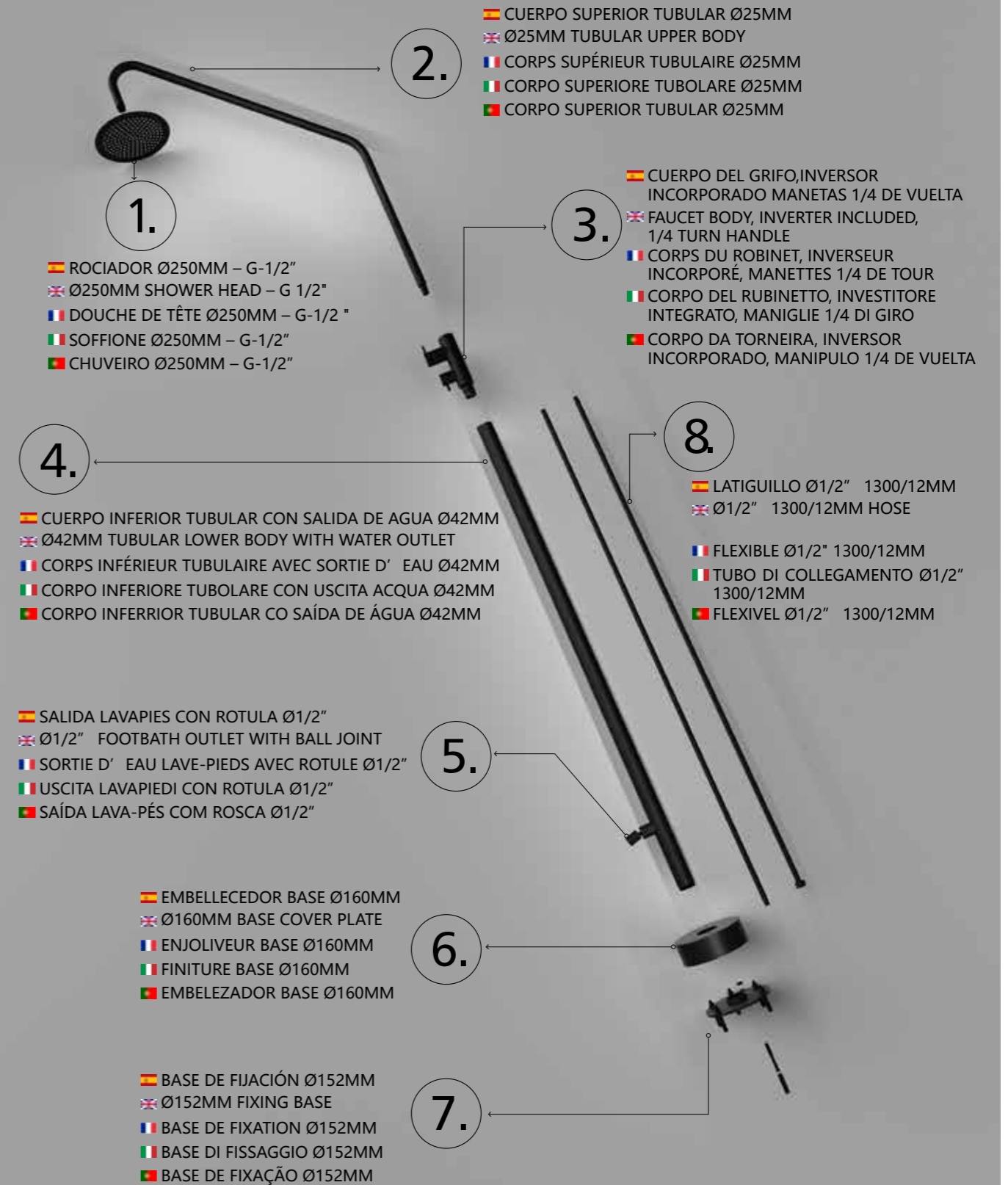
DAKOTA

GPD003/ANG

DAKOTA^{SERIES}

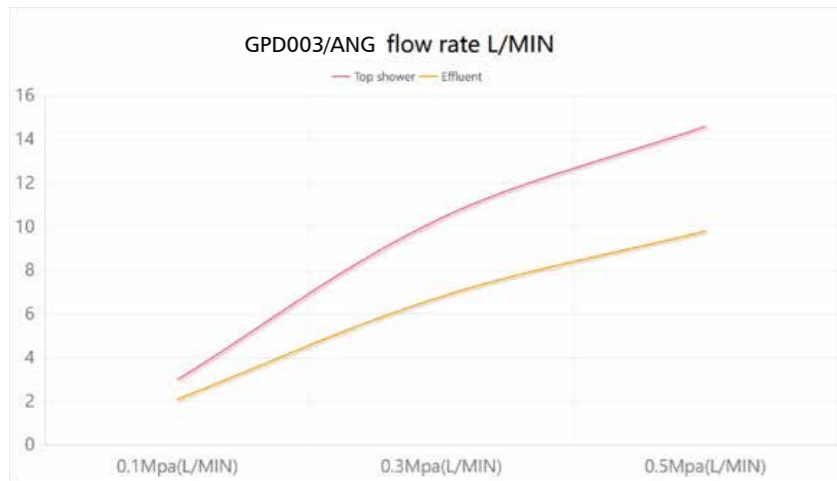


DAKOTA^{SERIES}

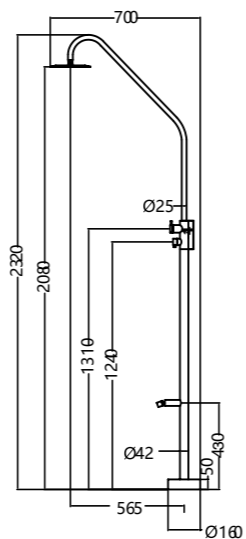


FLOW RATE REF GPD003/ANG

TOP SHOWER 0.1MPA(L/MIN)	3	EFFUENT 0.1MPA(L/MIN)	2.1
TOP SHOWER 0.3MPA(L/MIN)	10.4	EFFUENT 0.3MPA(L/MIN)	6.8
TOP SHOWER 0.5MPA(L/MIN)	14.6	EFFUENT 0.5MPA(L/MIN)	9.8



PRODUCT SIZE(CM)	126.5*53.7*10.7
WEIGHT(KG)	9.1
GUARANTEE	10 YEARS
MAX.PRESSURE(BAR)	8
MIN.PRESSURE(BAR)	1
OPTIMUM PRESSURE(BAR)	3-4
MAX.MAX.TEMPERATURE	55°C
MIN.TEMPERATURE	0°C



GPD003/ANG
GRIFERÍA DE PISCINA DAKOTA ACERO S.316
NEGRO MATE



COLORADO

GPC004/AC

COLORADO SERIES



COLORADO SERIES

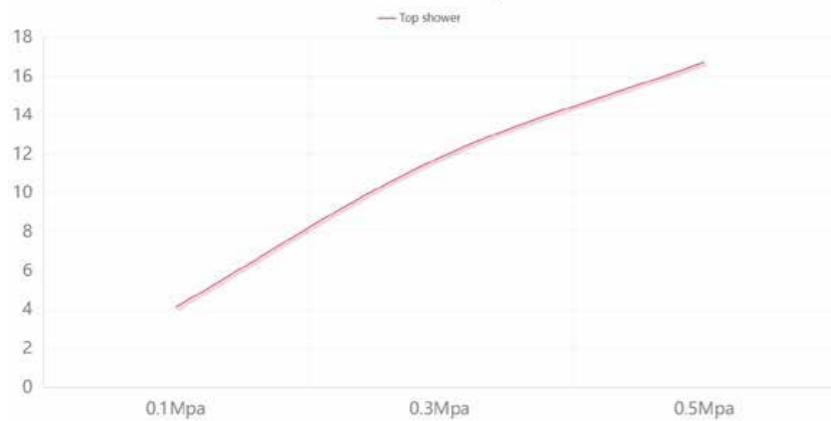


FLOW RATE REF GPC004/AC

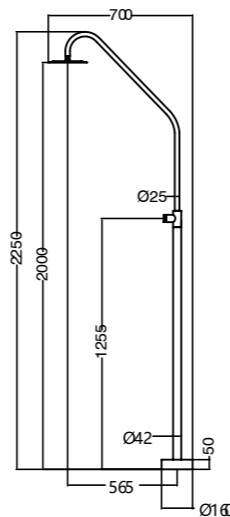
TOP SHOWER 0.1MPA(L/MIN)	4.1
TOP SHOWER 0.3MPA(L/MIN)	11.8
TOP SHOWER 0.5MPA(L/MIN)	16.7



GPC004/AC flow rate L/MIN



PRODUCT SIZE(CM)	126.5*53.7*10.7
WEIGHT(KG)	7.8
GUARANTEE	10 YEARS
MAX.PRESSURE(BAR)	8
MIN.PRESSURE(BAR)	1
OPTIMUM PRESSURE(BAR)	3-4
MAX.TEMPERATURE	55°C
MIN.TEMPERATURE	0°C



GPC004/AC
GRIFERÍA DE PISCINA COLORADO ACERO S.316



TEXAS

GPT005/AC

TEXAS^{SERIES}

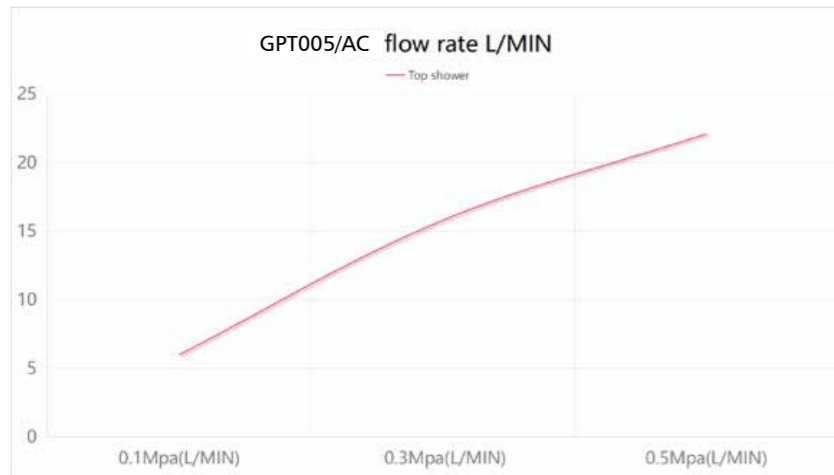


TEXAS^{SERIES}

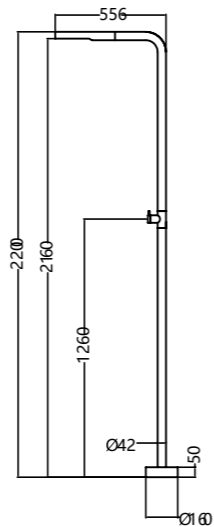


FLOW RATE REF GPT005/AC

TOP SHOWER 0.1MPA(L/MIN)	6
TOP SHOWER 0.3MPA(L/MIN)	15.8
TOP SHOWER 0.5MPA(L/MIN)	22.1



PRODUCT SIZE(CM)	126.5*53.7*10.7
WEIGHT(KG)	7.8
GUARANTEE	10 YEARS
MAX.PRESSURE(BAR)	8
MIN.PRESSURE(BAR)	1
OPTIMUM PRESSURE(BAR)	3-4
MAX.TEMPERATURE	55°C
MIN.TEMPERATURE	0°C



GPT005/AC
GRIFERÍA DE PISCINA TEXAS ACERO S.316



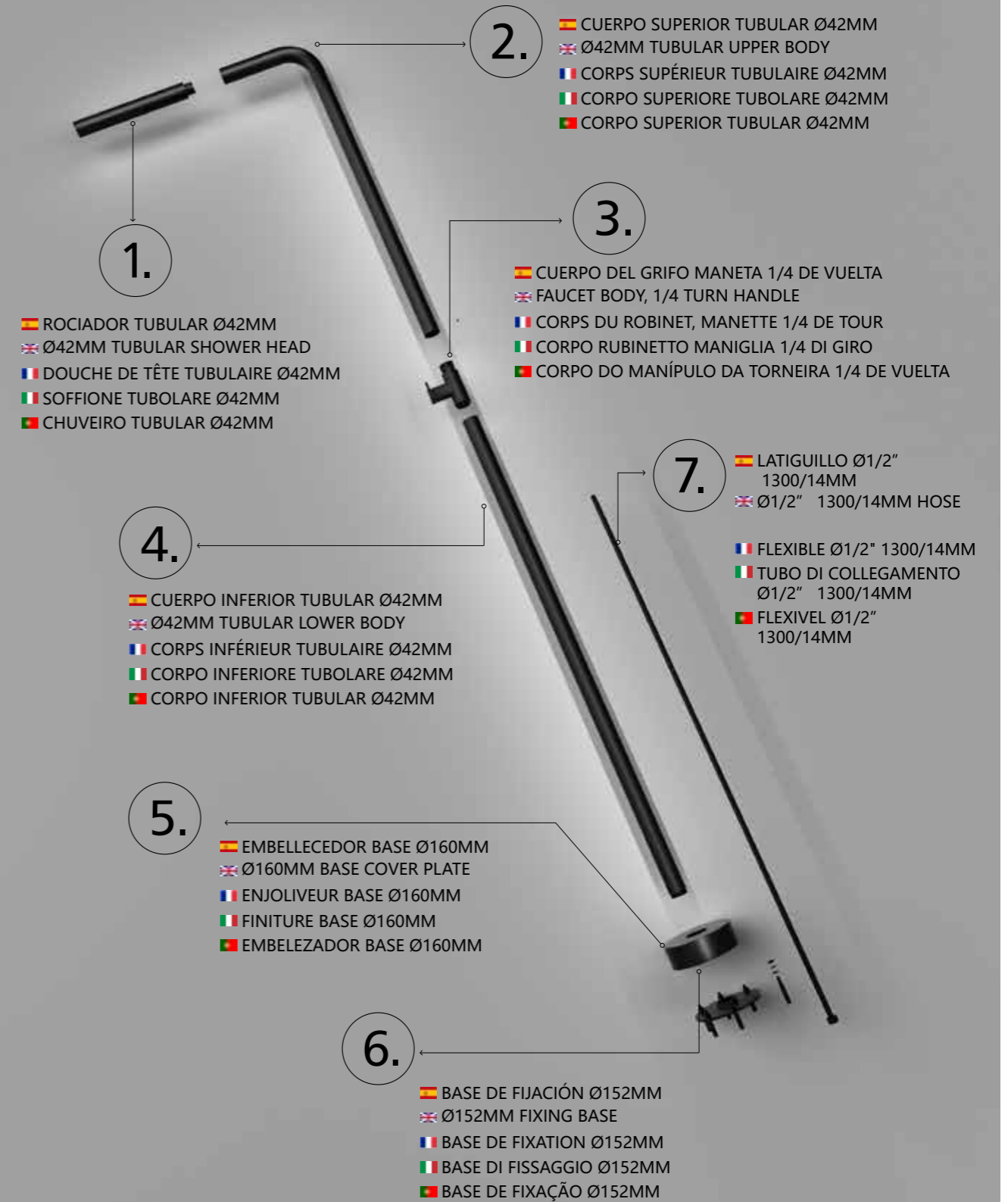
TEXAS

GPT005/ANG

TEXAS^{SERIES}

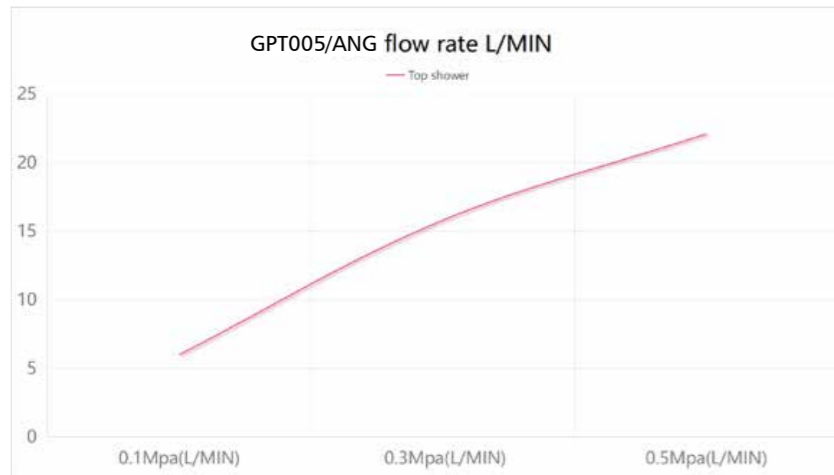


TEXAS^{SERIES}

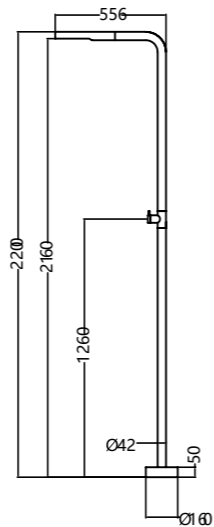


FLOW RATE REF GPT005/ANG

TOP SHOWER 0.1MPA(L/MIN)	6
TOP SHOWER 0.3MPA(L/MIN)	15.8
TOP SHOWER 0.5MPA(L/MIN)	22.1



PRODUCT SIZE(CM)	126.5*53.7*10.7
WEIGHT(KG)	7.8
GUARANTEE	10 YEARS
MAX.PRESSURE(BAR)	8
MIN.PRESSURE(BAR)	1
OPTIMUM PRESSURE(BAR)	3-4
MAX.TEMPERATURE	55°C
MIN.TEMPERATURE	0°C



GPT005/ANG
GRIFERÍA DE PISCINA TEXAS ACERO S.316
NEGRO MATE



OREGON

GPO006/AC

OREGON SERIES

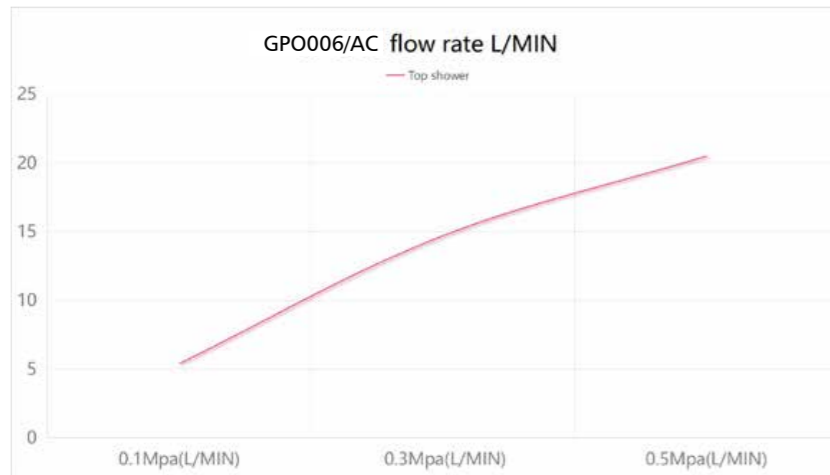


OREGON SERIES


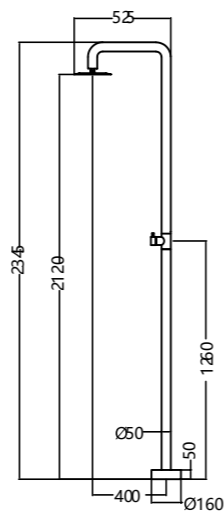


FLOW RATE REF GPO006/AC

TOP SHOWER 0.1MPA(L/MIN)	5.4
TOP SHOWER 0.3MPA(L/MIN)	14.7
TOP SHOWER 0.5MPA(L/MIN)	20.5



PRODUCT SIZE(CM)	126.5*53.7*10.7
WEIGHT(KG)	9.4
GUARANTEE	10 YEARS
MAX.PRESSURE(BAR)	8
MIN.PRESSURE(BAR)	1
OPTIMUM PRESSURE(BAR)	3-4
MAX.TEMPERATURE	55°C
MIN.TEMPERATURE	0°C



SPECIAL DIAMETER

Ø50mm.



GPO006/AC


GRIFERÍA DE PISCINA OREGON ACERO S.316



OREGON

GPO006/ANG

OREGON SERIES

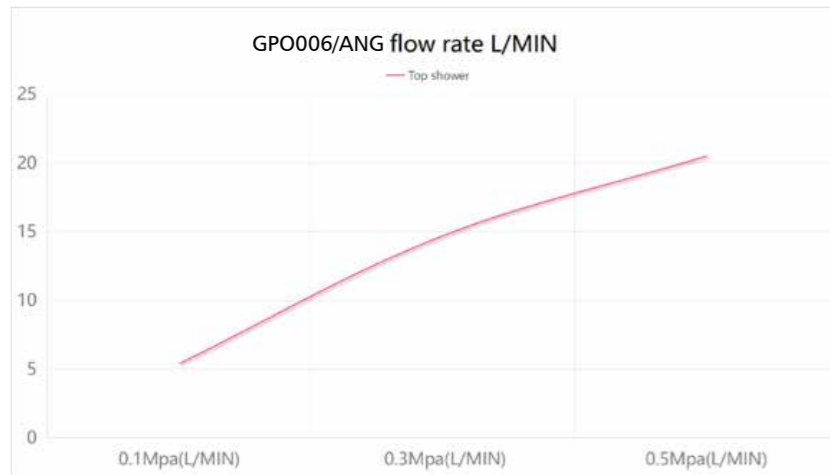


OREGON SERIES

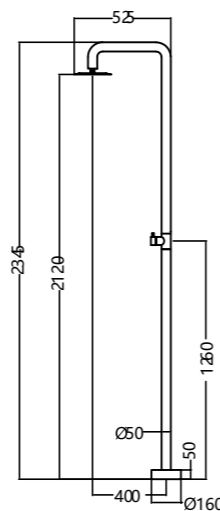


FLOW RATE REF GPO006/ANG

TOP SHOWER 0.1MPA(L/MIN)	5.4
TOP SHOWER 0.3MPA(L/MIN)	14.7
TOP SHOWER 0.5MPA(L/MIN)	20.5



PRODUCT SIZE(CM)	126.5*53.7*10.7
WEIGHT(KG)	9.4
GUARANTEE	10 YEARS
MAX.PRESSURE(BAR)	8
MIN.PRESSURE(BAR)	1
OPTIMUM PRESSURE(BAR)	3-4
MAX.TEMPERATURE	55°C
MIN.TEMPERATURE	0°C



SPECIAL DIAMETER

Ø50mm.



GPO006/ANG


GRIFERÍA DE PISCINA OREGON ACERO S.316 NEGRO MATE



MICHIGAN

GPM007/AC

MICHIGAN SERIES

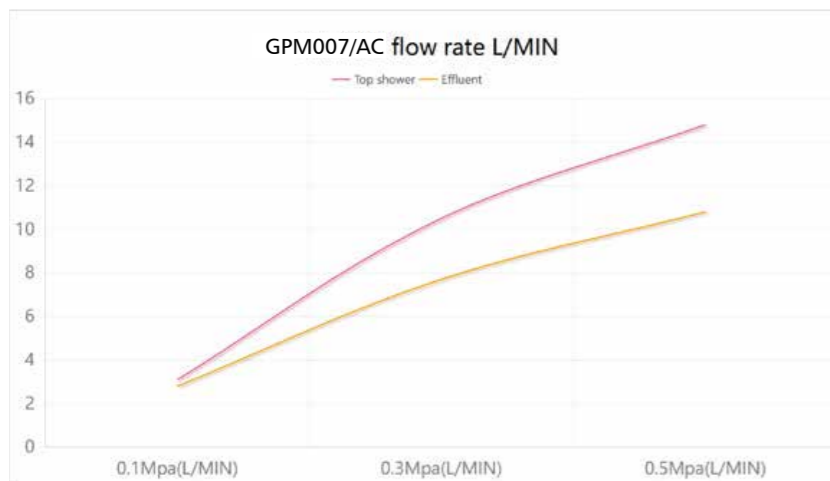


MICHIGAN SERIES

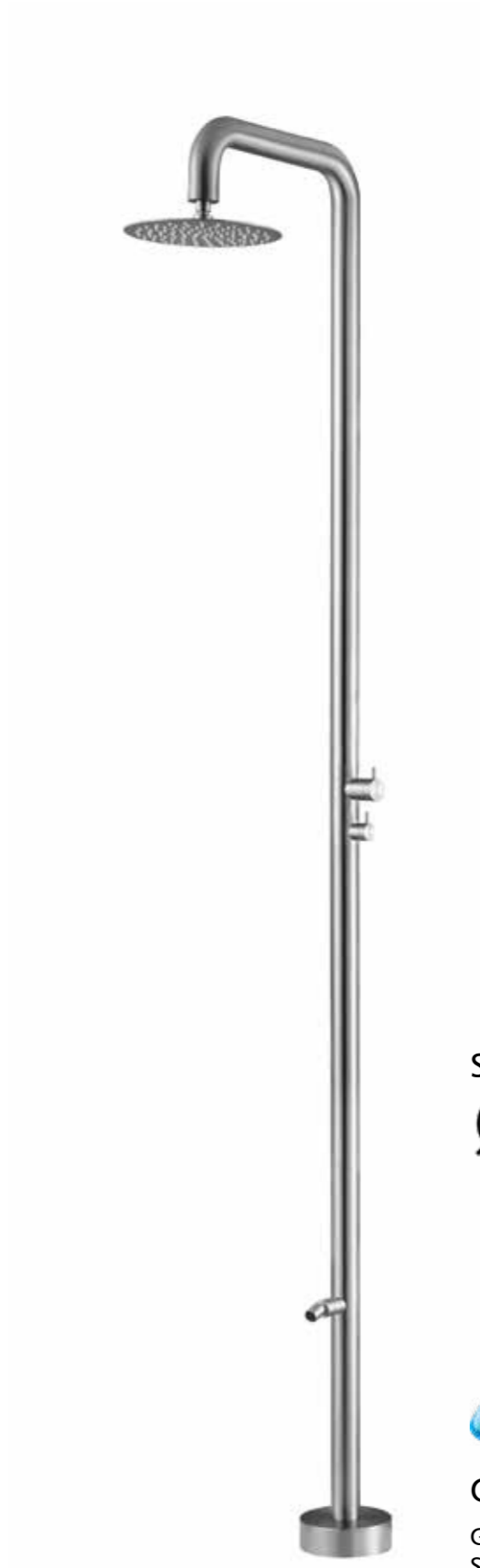
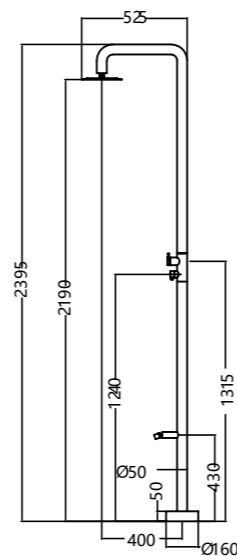


FLOW RATE REF GPM007/AC

TOP SHOWER 0.1MPA(L/MIN)	3.1	EFFUENT 0.1MPA(L/MIN)	2.8
TOP SHOWER 0.3MPA(L/MIN)	10.5	EFFUENT 0.3MPA(L/MIN)	7.7
TOP SHOWER 0.5MPA(L/MIN)	14.8	EFFUENT 0.5MPA(L/MIN)	10.8



PRODUCT SIZE(CM)	126.5*53.7*10.7
WEIGHT(KG)	10.7
GUARANTEE	10 YEARS
MAX.PRESSURE(BAR)	8
MIN.PRESSURE(BAR)	1
OPTIMUM PRESSURE(BAR)	3-4
MAX.TEMPERATURE	55°C
MIN.TEMPERATURE	0°C



SPECIAL DIAMETER

Ø50mm.



GPM007/AC

GRIFERÍA DE PISCINA MICHIGAN ACERO S.316



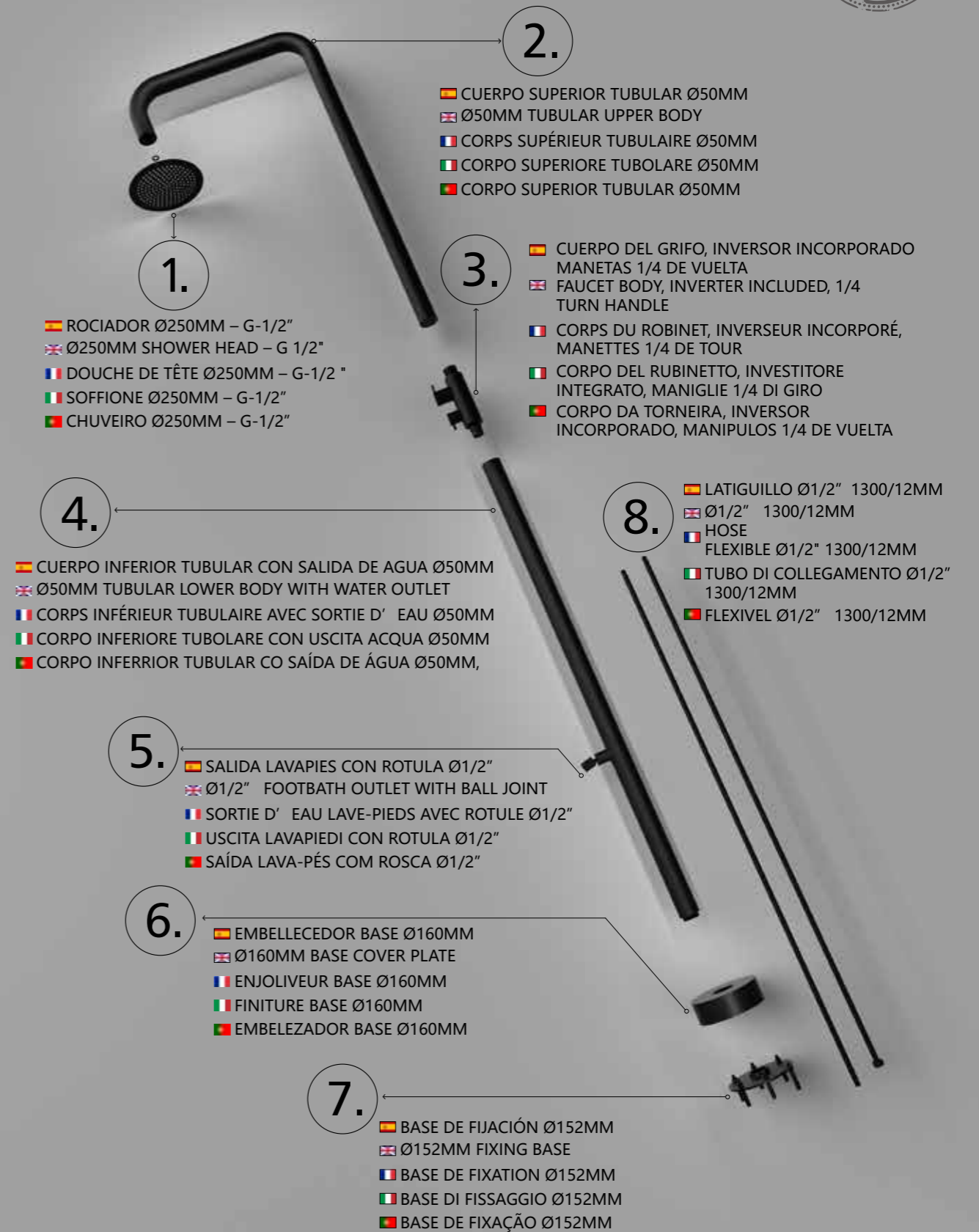
MICHIGAN

GPM007/ANG

MICHIGAN^{SERIES}

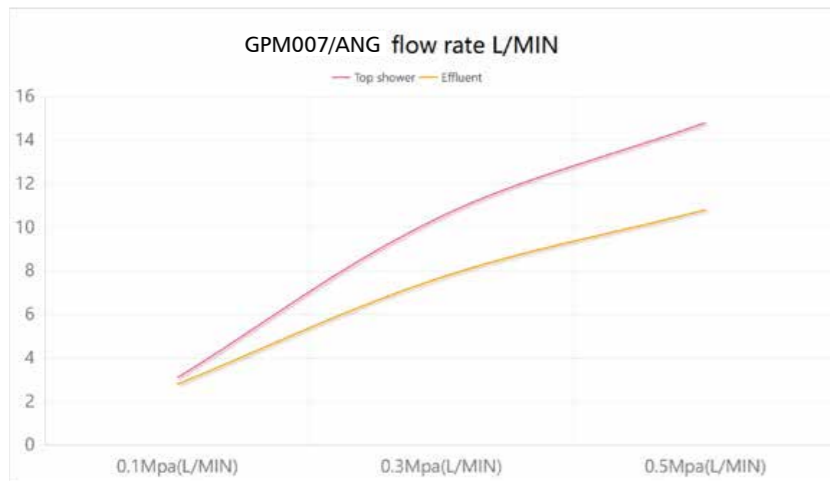


MICHIGAN^{SERIES}

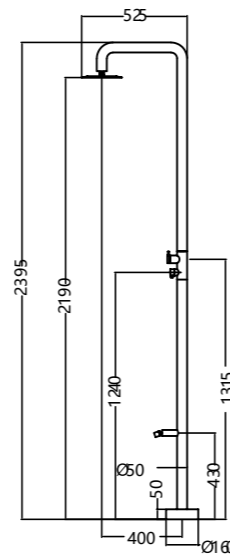


FLOW RATE REF GPM007/ANG

TOP SHOWER 0.1MPA(L/MIN)	3.1	EFFUENT 0.1MPA(L/MIN)	2.8
TOP SHOWER 0.3MPA(L/MIN)	10.5	EFFUENT 0.3MPA(L/MIN)	7.7
TOP SHOWER 0.5MPA(L/MIN)	14.8	EFFUENT 0.5MPA(L/MIN)	10.8



PRODUCT SIZE(CM)	126.5*53.7*10.7
WEIGHT(KG)	10.7
GUARANTEE	10 YEARS
MAX.PRESSURE(BAR)	8
MIN.PRESSURE(BAR)	1
OPTIMUM PRESSURE(BAR)	3-4
MAX.TEMPERATURE	55°C
MIN.TEMPERATURE	0°C



SPECIAL DIAMETER

Ø50mm.




GPM007/ANG

GRIFERÍA DE PISCINA MICHIGAN ACERO S.316 NEGRO MATE



FLORIDA

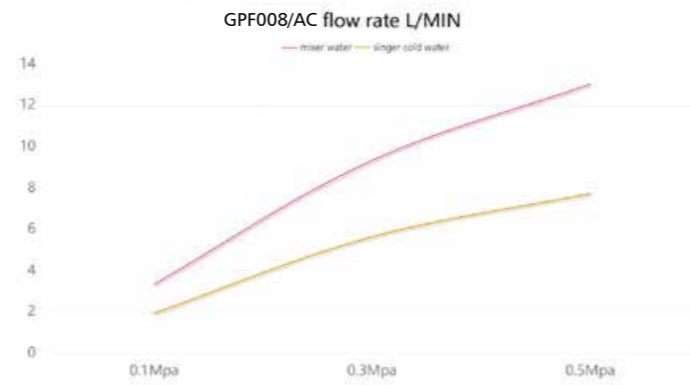
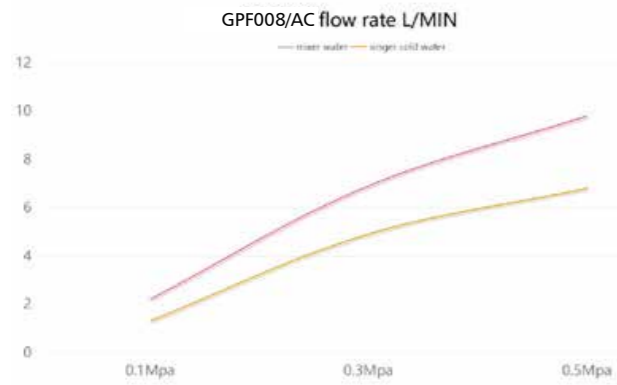

GPF008/AC



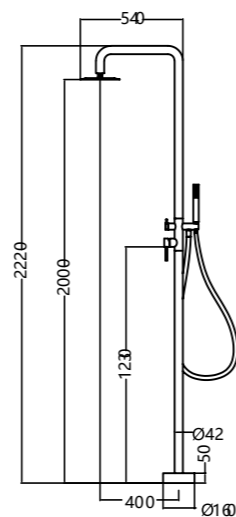
-
1.
 - ROCIADOR Ø250MM – G-1/2"
 - Ø250MM SHOWER HEAD – G 1/2"
 - DOUCHE DE TÊTE Ø250MM – G-1/2 "
 - SOFFIONE Ø250MM – G-1/2"
 - CHUVEIRO Ø250MM – G-1/2"
 2.
 - CUERPO SUPERIOR TUBULAR Ø42MM"
 - Ø42MM TUBULAR UPPER BODY
 - CORPS SUPÉRIEUR TUBULAIRE Ø42MM
 - CORPO SUPERIORE TUBOLARE Ø42MM
 - CORPO SUPERIOR TUBULAR Ø42MM
 3.
 - CUERPO DEL GRIFO MONOMANDO, INVERSOR / SALIDA FLEXO
 - SINGLE LEVER FAUCET BODY, INVERTER / HOSE OUTLET
 - CORPS DU ROBINET MONOCOMMANDE, INVERSEUR / SORTIE FLEXIBLE
 - CORPO RUBINETTO MISCELATORE, DEVIATORE/ USCITA FLESSIBILE
 - CORPO DA TORNEIRA MONOCOMANDO, INVERSOR / SAÍDA PARA A BICHA FLEXIVEL
 4.
 - CUERPO INFERIOR TUBULAR CON SALIDA DE AGUA Ø42MM
 - Ø42MM TUBULAR LOWER BODY WITH WATER OUTLET
 - CORPS INFÉRIEUR TUBULAIRE AVEC SORTIE D'EAU Ø42MM
 - CORPO INFERIORE TUBOLARE CON USCITA ACQUA Ø42MM
 - CORPO INFERRIOR TUBULAR CO SAÍDA DE ÁGUA Ø42MM,
 5.
 - EMBELLECEDOR BASE Ø160MM
 - Ø160MM BASE COVER PLATE
 - ENJOLIVEUR BASE Ø160MM
 - FINITURE BASE Ø160MM
 - EMBELEZADOR BASE Ø160MM
 6.
 - BASE DE FIJACIÓN Ø152MM
 - Ø152MM FIXING BASE
 - BASE DE FIXATION Ø152MM
 - BASE DI FISSAGGIO Ø152MM
 - BASE DE FIXAÇÃO Ø152MM
 7.
 - MANGO DE DUCHA
 - SHOWER HAND
 - DOUCHETTE À MAIN
 - DOCCINO DI DOCCIA
 - CHUVEIRO DE MÃO
 8.
 - FLEXO 150CM
 - 150CM HOSE
 - FLEXIBLE 150CM
 - FLESSIBILE 150CM
 - FLEXIVEL 150CM
 9.
 - LATIGUILLO Ø1/2" 1300/12MM
 - Ø1/2" 1300/12MM HOSE
 - FLEXIBLE Ø1/2" 1300/12MM
 - TUBO DI COLLEGAMENTO Ø1/2" 1300/12MM
 - FLEXIVEL Ø1/2" 1300/12MM

FLOW RATE REF GPF008/AC

HAND SHOWER MIXER WATER 0.1MPA(L/MIN) 2.2	SHOWER HEAD MIXER WATER 0.1MPA(L/MIN) 3.3
HAND SHOWER MIXER WATER 0.3MPA(L/MIN) 6.9	SHOWER HEAD MIXER WATER 0.3MPA(L/MIN) 9.3
HAND SHOWER MIXER WATER 0.5MPA(L/MIN) 9.8	SHOWER HEAD MIXER WATER 0.5MPA(L/MIN) 13
HAND SHOWER SINGER COLD WATER 0.1MPA(L/MIN) 1.3	SHOWER HEAD SINGER COLD WATER 0.1MPA(L/MIN) 1.9
HAND SHOWER SINGER COLD WATER 0.3MPA(L/MIN) 4.9	SHOWER HEAD SINGER COLD WATER 0.3MPA(L/MIN) 5.6
HAND SHOWER SINGER COLD WATER 0.5MPA(L/MIN) 6.8	SHOWER HEAD SINGER COLD WATER 0.5MPA(L/MIN) 7.7



PRODUCT SIZE(CM)	126.5*53.7*10.7
WEIGHT(KG)	9.6
GUARANTEE	10 YEARS
MAX.PRESSURE(BAR)	8
MIN.PRESSURE(BAR)	1
OPTIMUM PRESSURE(BAR)	3-4
MAX.TEMPERATURE	55°C
MIN.TEMPERATURE	0°C




GPF008/AC
GRIFERÍA DE PISCINA FLORIDA ACERO S.316



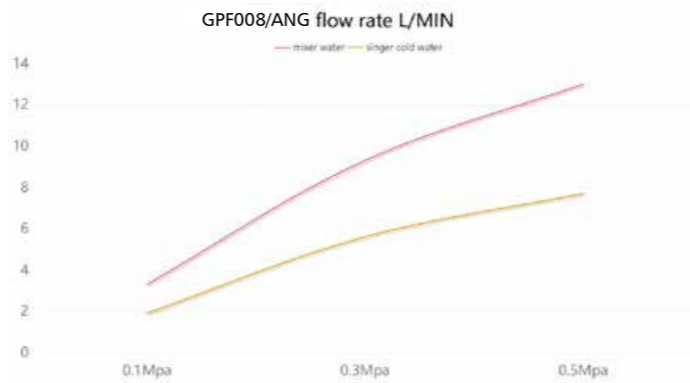
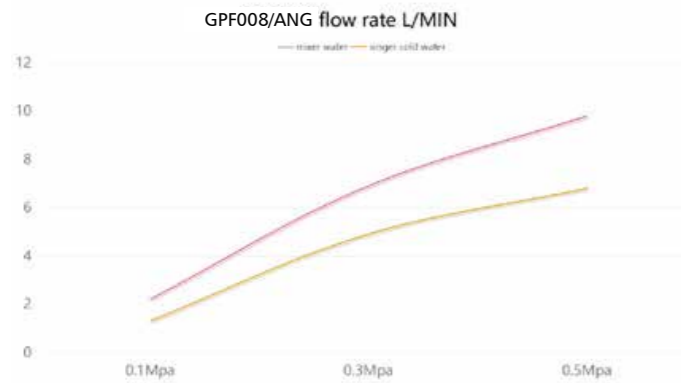
FLORIDA

GPF008/ANG

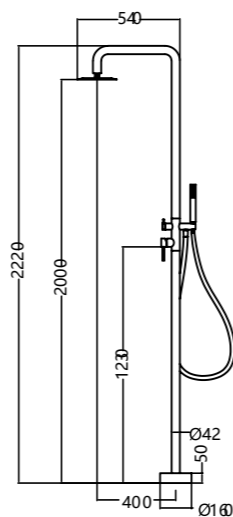


FLOW RATE REF GPF008/ANG

HAND SHOWER MIXER WATER 0.1MPA(L/MIN) 2.2	SHOWER HEAD MIXER WATER 0.1MPA(L/MIN) 3.3
HAND SHOWER MIXER WATER 0.3MPA(L/MIN) 6.9	SHOWER HEAD MIXER WATER 0.3MPA(L/MIN) 9.3
HAND SHOWER MIXER WATER 0.5MPA(L/MIN) 9.8	SHOWER HEAD MIXER WATER 0.5MPA(L/MIN) 13
HAND SHOWER SINGER COLD WATER 0.1MPA(L/MIN) 1.3	SHOWER HEAD SINGER COLD WATER 0.1MPA(L/MIN) 1.9
HAND SHOWER SINGER COLD WATER 0.3MPA(L/MIN) 4.9	SHOWER HEAD SINGER COLD WATER 0.3MPA(L/MIN) 5.6
HAND SHOWER SINGER COLD WATER 0.5MPA(L/MIN) 6.8	SHOWER HEAD SINGER COLD WATER 0.5MPA(L/MIN) 7.7



PRODUCT SIZE(CM)	126.5*53.7*10.7
WEIGHT(KG)	9.6
GUARANTEE	10 YEARS
MAX.PRESSURE(BAR)	8
MIN.PRESSURE(BAR)	1
OPTIMUM PRESSURE(BAR)	3-4
MAX.TEMPERATURE	55°C
MIN.TEMPERATURE	0°C



GPF008/ANG
GRIFERÍA DE PISCINA FLORIDA ACERO S.316
NEGRO MATE



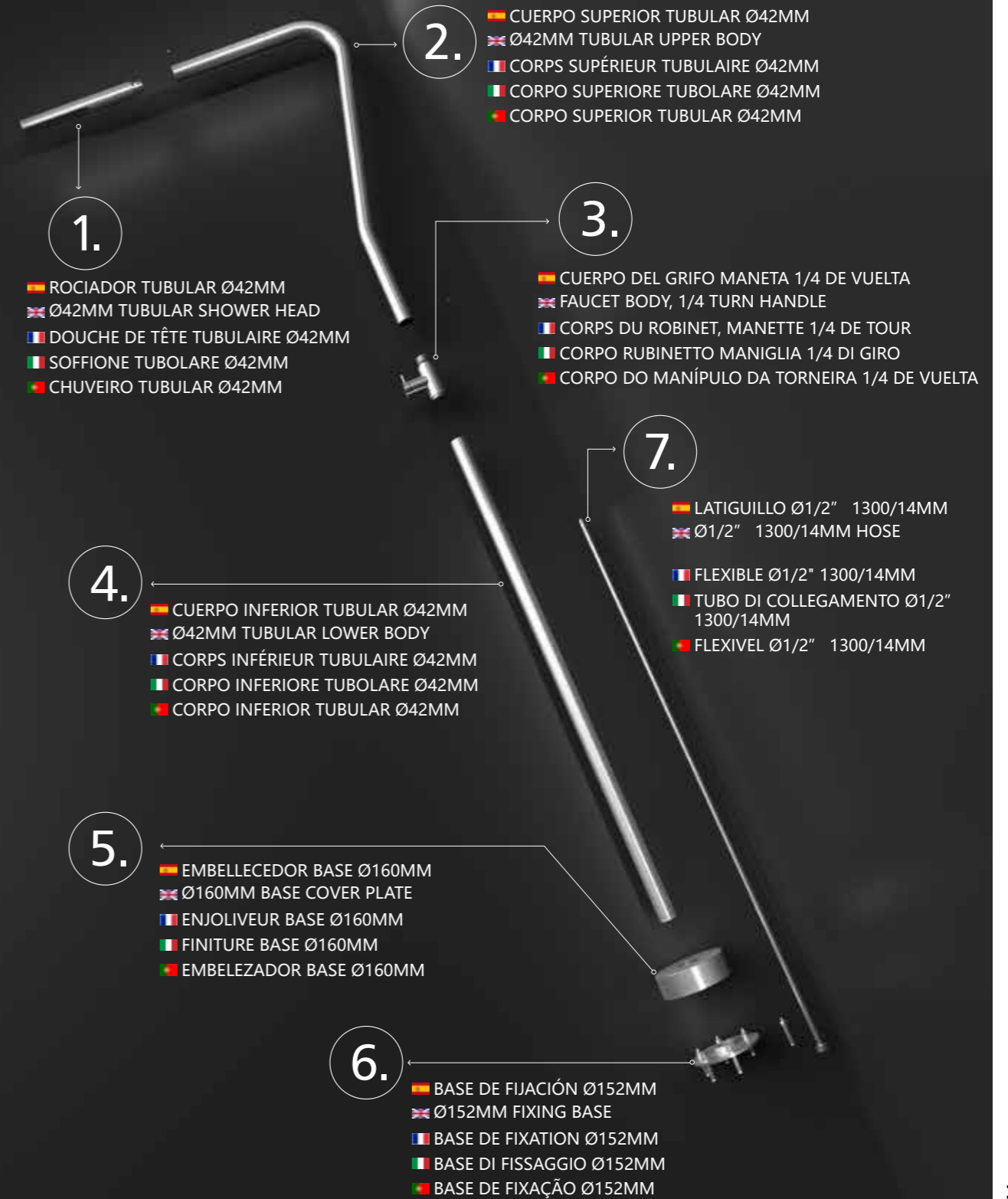
NEVADA

GPN009/AC

NEVADA SERIES

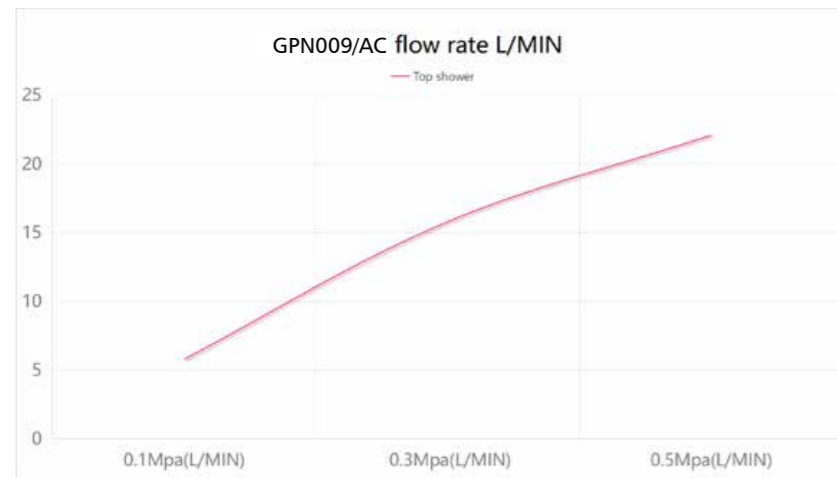


NEVADA SERIES

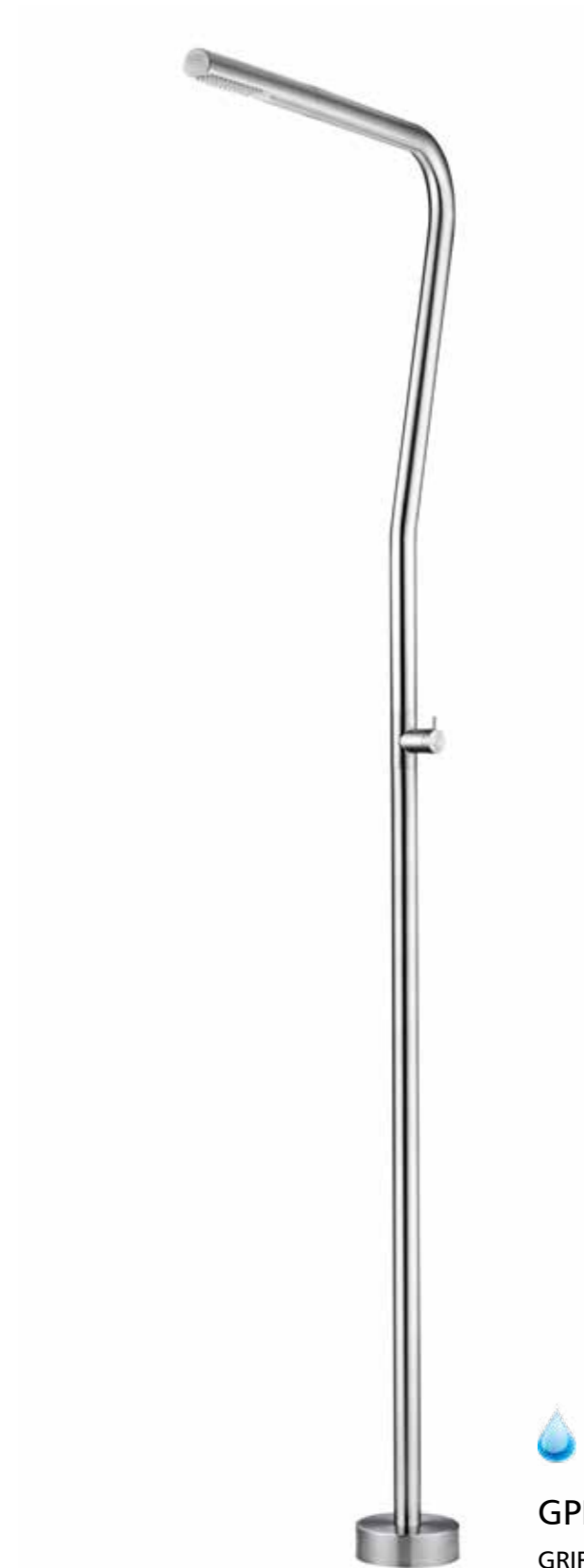
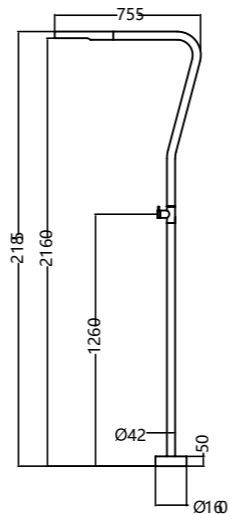


FLOW RATE REF GPN009/AC

TOP SHOWER 0.1MPA(L/MIN)	5.8
TOP SHOWER 0.3MPA(L/MIN)	15.8
TOP SHOWER 0.5MPA(L/MIN)	22.1



PRODUCT SIZE(CM)	126.5*53.7*10.7
WEIGHT(KG)	7.9
GUARANTEE	10 YEARS
MAX.PRESSURE(BAR)	8
MIN.PRESSURE(BAR)	1
OPTIMUM PRESSURE(BAR)	3-4
MAX.TEMPERATURE	55°C
MIN.TEMPERATURE	0°C



GPN009/AC
GRIFERÍA DE PISCINA NEVADA ACERO S.316



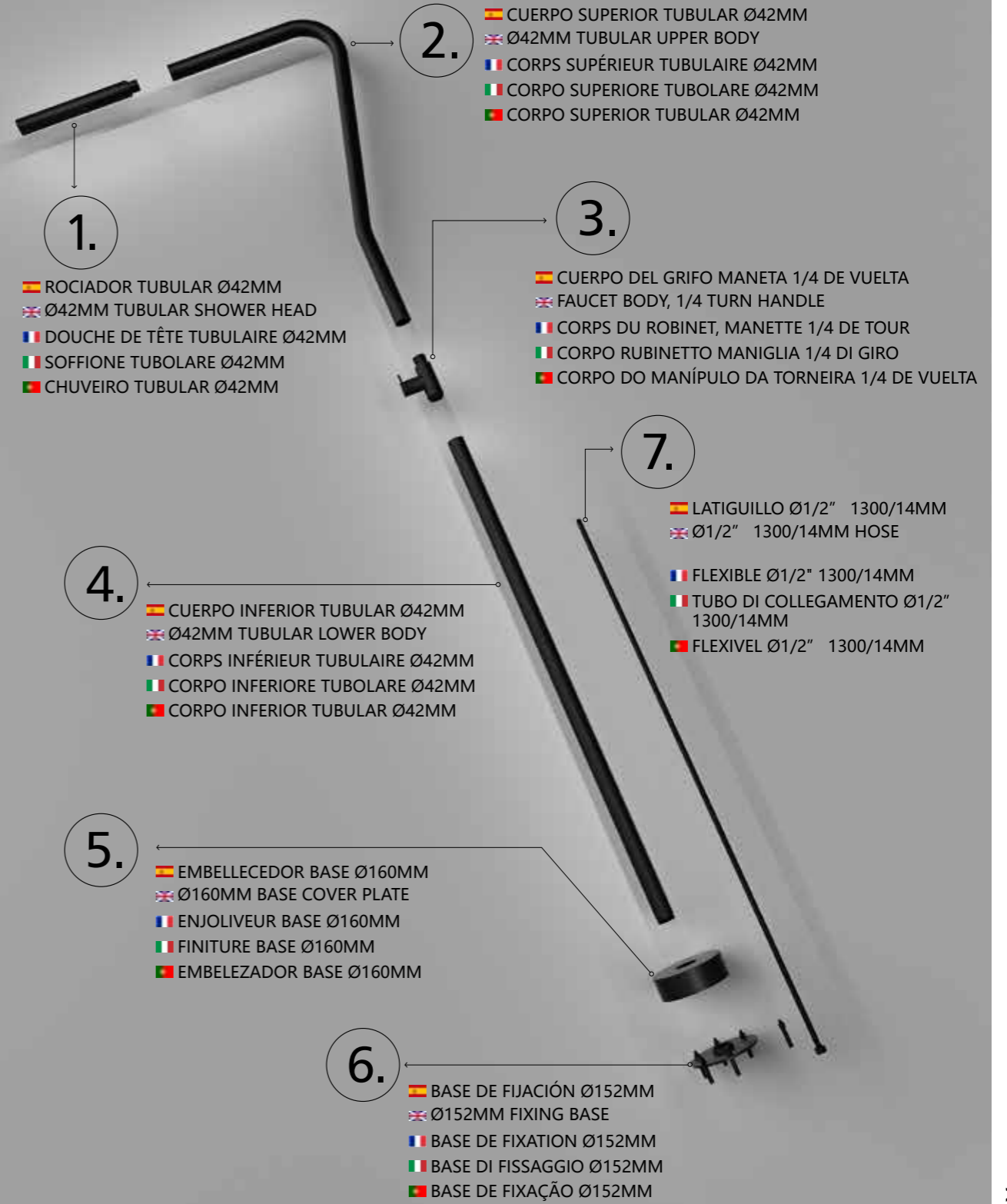
NEVADA

GPN009/ANG

NEVADA^{SERIES}

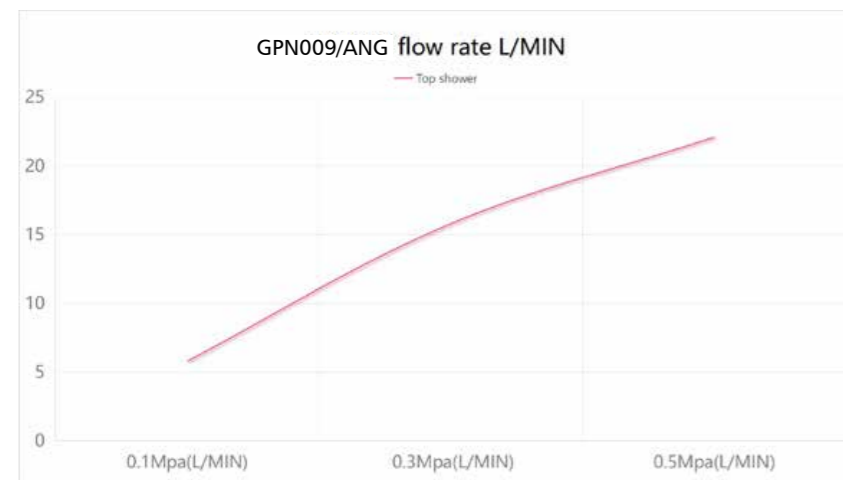


NEVADA^{SERIES}

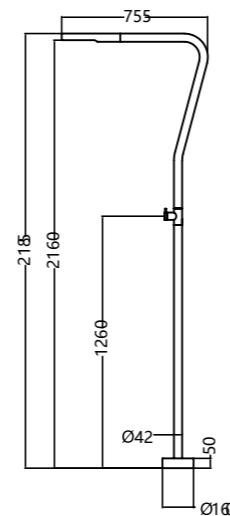


FLOW RATE REF GPN009/ANG


TOP SHOWER 0.1MPA(L/MIN)	5.8
TOP SHOWER 0.3MPA(L/MIN)	15.8
TOP SHOWER 0.5MPA(L/MIN)	22.1



PRODUCT SIZE(CM)	126.5*53.7*10.7
WEIGHT(KG)	7.9
GUARANTEE	10 YEARS
MAX.PRESSURE(BAR)	8
MIN.PRESSURE(BAR)	1
OPTIMUM PRESSURE(BAR)	3-4
MAX.TEMPERATURE	55°C
MIN.TEMPERATURE	0°C

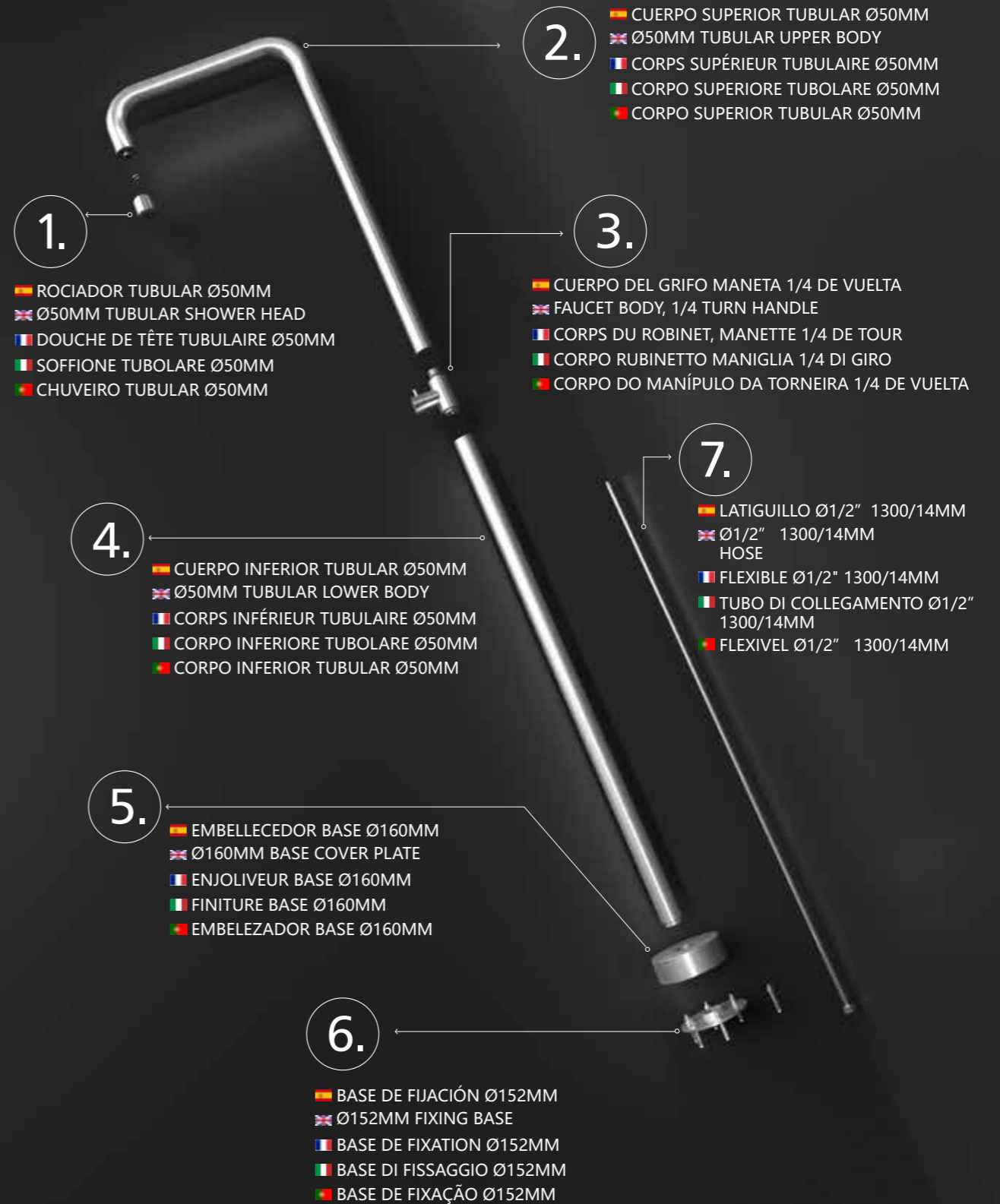


GPN009/ANG
GRIFERÍA DE PISCINA NEVADA ACERO S.316
NEGRO MATE



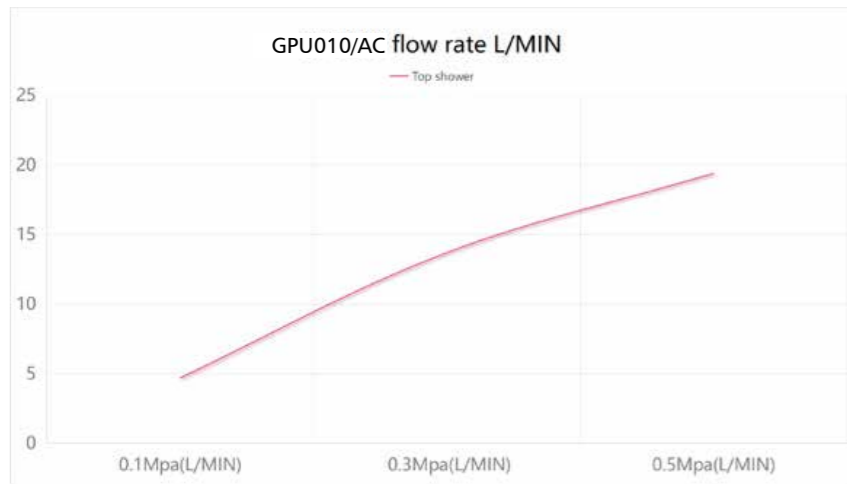


UTAH

GPU010/AC

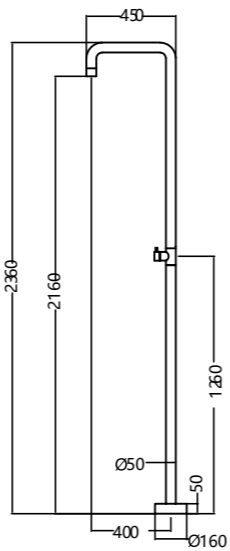


FLOW RATE REF GPU010/AC

TOP SHOWER 0.1MPA(L/MIN)	4.7
TOP SHOWER 0.3MPA(L/MIN)	13.7
TOP SHOWER 0.5MPA(L/MIN)	19.4



PRODUCT SIZE(CM)	126.5*53.7*10.7
WEIGHT(KG)	8.5
GUARANTEE	10 YEARS
MAX.PRESSURE(BAR)	8
MIN.PRESSURE(BAR)	1
OPTIMUM PRESSURE(BAR)	3-4
MAX.TEMPERATURE	55°C
MIN.TEMPERATURE	0°C



SPECIAL DIAMETER
 \varnothing 50mm.




GPU010/AC
 GRIFERÍA DE PISCINA UTAH ACERO S.316



UTAH

GPU010/ANG

UTAH SERIES

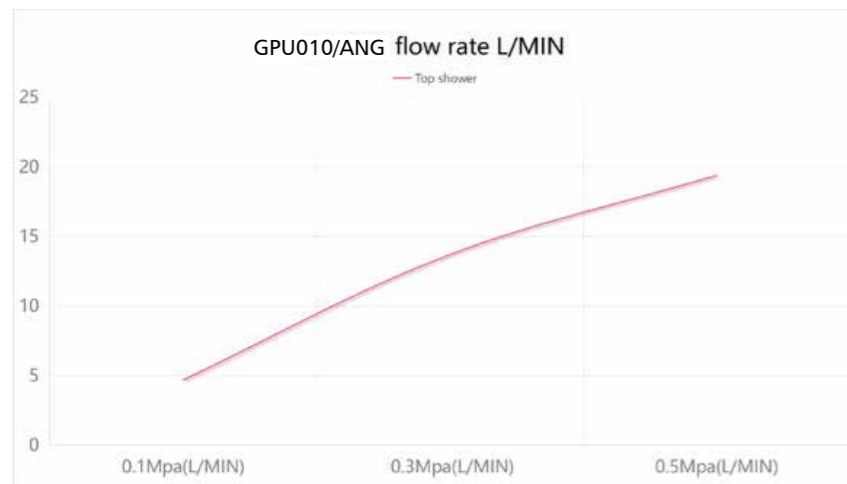



UTAH SERIES

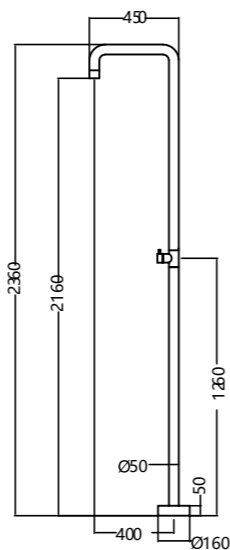


FLOW RATE REF GPU010/ANG

TOP SHOWER 0.1MPA(L/MIN)	4.7
TOP SHOWER 0.3MPA(L/MIN)	13.7
TOP SHOWER 0.5MPA(L/MIN)	19.4



PRODUCT SIZE(CM)	126.5*53.7*10.7
WEIGHT(KG)	8.5
GUARANTEE	10 YEARS
MAX.PRESSURE(BAR)	8
MIN.PRESSURE(BAR)	1
OPTIMUM PRESSURE(BAR)	3-4
MAX.TEMPERATURE	55°C
MIN.TEMPERATURE	0°C



SPECIAL DIAMETER
 \varnothing 50mm.



GPU010/ANG
 GRIFERÍA DE PISCINA UTAH ACERO S.316
 NEGRO MATE

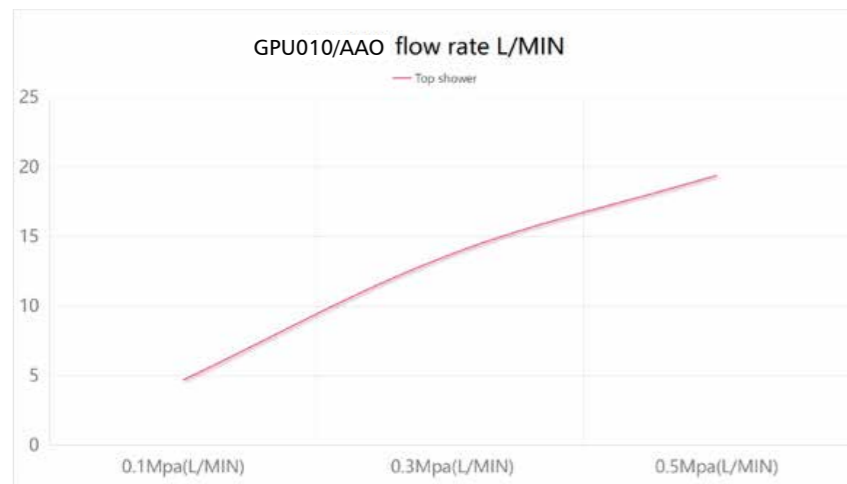


UTAH
GPU010/AAO

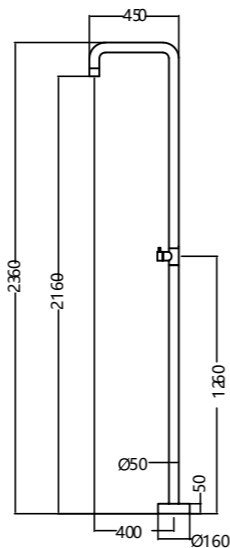


FLOW RATE REF GPU010/AAO

TOP SHOWER 0.1MPA(L/MIN)	4.7
TOP SHOWER 0.3MPA(L/MIN)	13.7
TOP SHOWER 0.5MPA(L/MIN)	19.4



PRODUCT SIZE(CM)	126.5*53.7*10.7
WEIGHT(KG)	8.5
GUARANTEE	10 YEARS
MAX.PRESSURE(BAR)	8
MIN.PRESSURE(BAR)	1
OPTIMUM PRESSURE(BAR)	3-4
MAX.TEMPERATURE	55°C
MIN.TEMPERATURE	0°C



SPECIAL DIAMETER

Ø50mm.



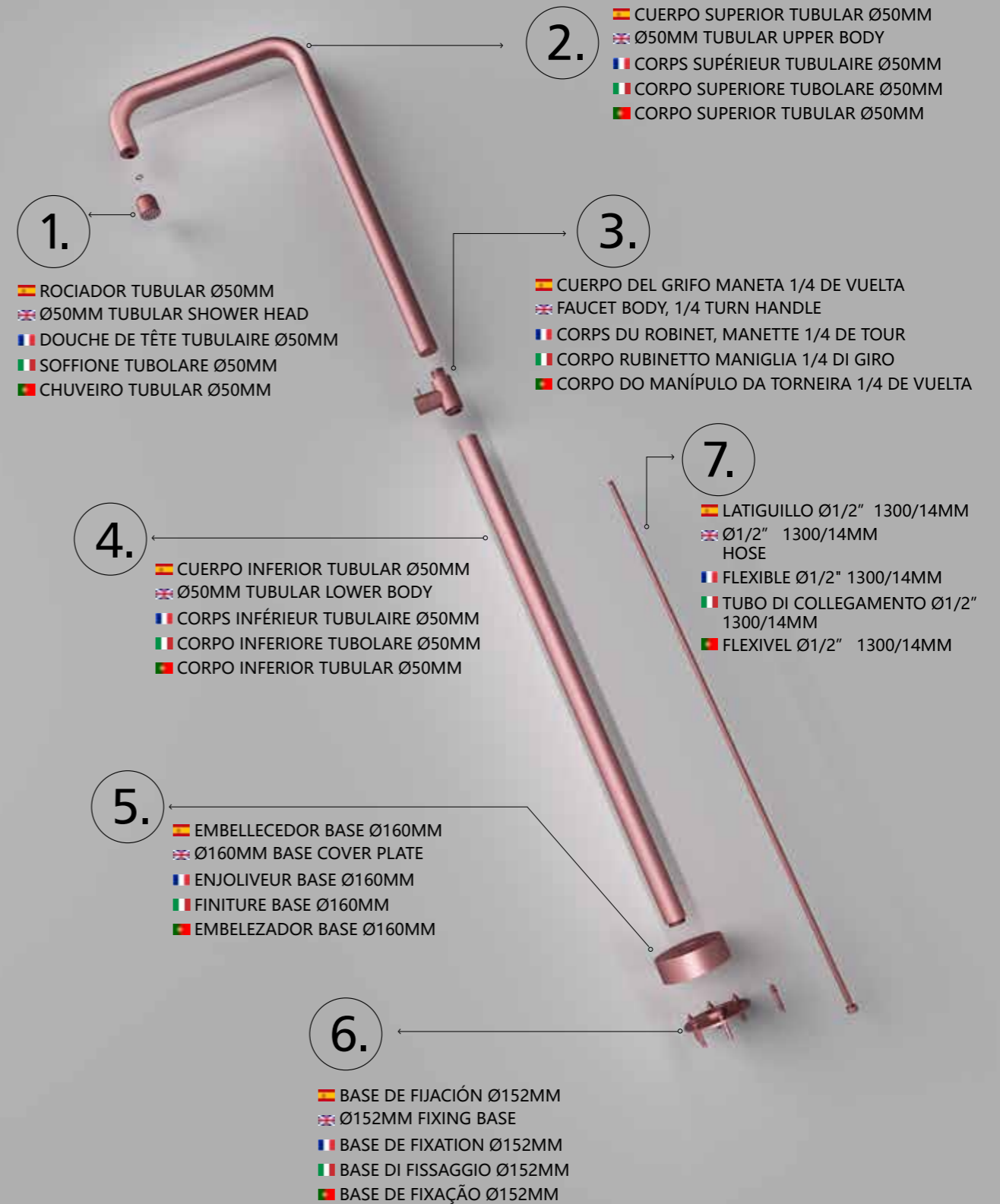
GPU010/AAO

GRIFERÍA DE PISCINA UTAH ACERO S.316
AZUL OCEANO



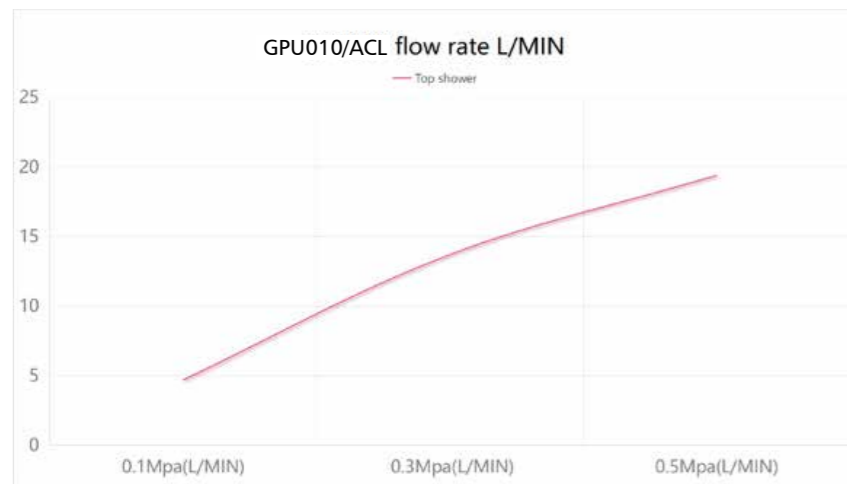
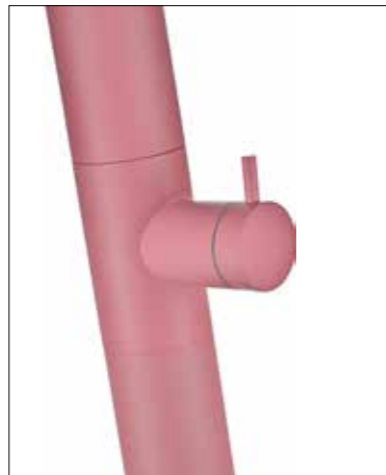
UTAH

GPU010/ACL

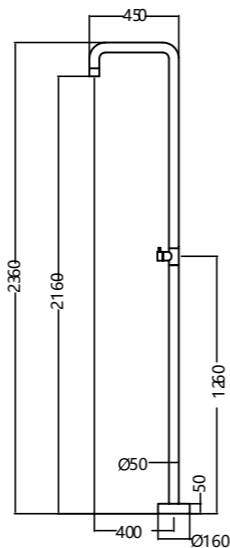


FLOW RATE REF	GPU010/ACL
---------------	------------

TOP SHOWER 0.1MPA(L/MIN)	4.7
TOP SHOWER 0.3MPA(L/MIN)	13.7
TOP SHOWER 0.5MPA(L/MIN)	19.4



PRODUCT SIZE(CM)	126.5*53.7*10.7
WEIGHT(KG)	8.5
GUARANTEE	10 YEARS
MAX.PRESSURE(BAR)	8
MIN.PRESSURE(BAR)	1
OPTIMUM PRESSURE(BAR)	3-4
MAX.TEMPERATURE	55°C
MIN.TEMPERATURE	0°C



SPECIAL DIAMETER
 \varnothing 50mm.



GPU010/ACL
 GRIFERÍA DE PISCINA UTAH ACERO S.316
 ROSA CORAL



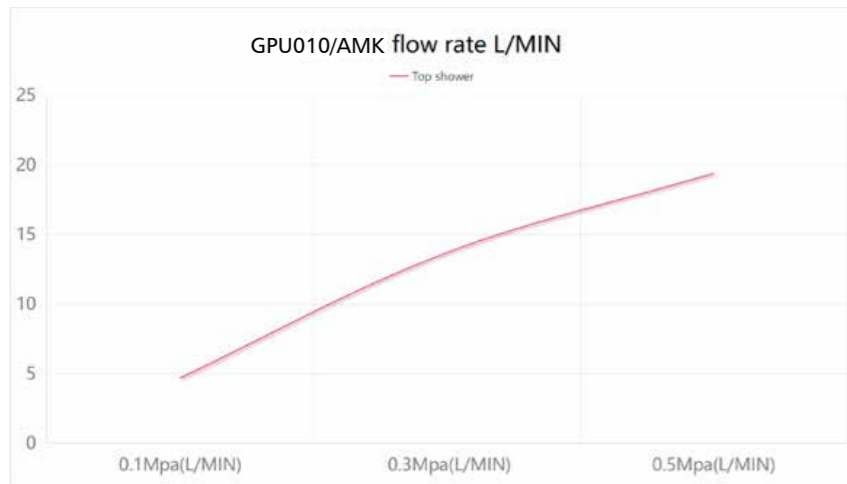
UTAH

GPU010/AMK

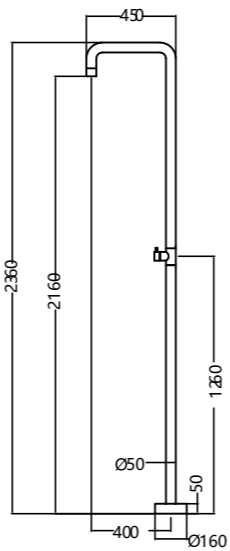


FLOW RATE REF GPU010/AMK

TOP SHOWER 0.1MPA(L/MIN)	4.7
TOP SHOWER 0.3MPA(L/MIN)	13.7
TOP SHOWER 0.5MPA(L/MIN)	19.4



PRODUCT SIZE(CM)	126.5*53.7*10.7
WEIGHT(KG)	8.5
GUARANTEE	10 YEARS
MAX.PRESSURE(BAR)	8
MIN.PRESSURE(BAR)	1
OPTIMUM PRESSURE(BAR)	3-4
MAX.TEMPERATURE	55°C
MIN.TEMPERATURE	0°C



SPECIAL DIAMETER
 \varnothing 50mm.




GPU010/AMK
 GRIFERÍA DE PISCINA UTAH ACERO S.316
 MOKA



UTAH

GPU010/AGCB

UTAH SERIES

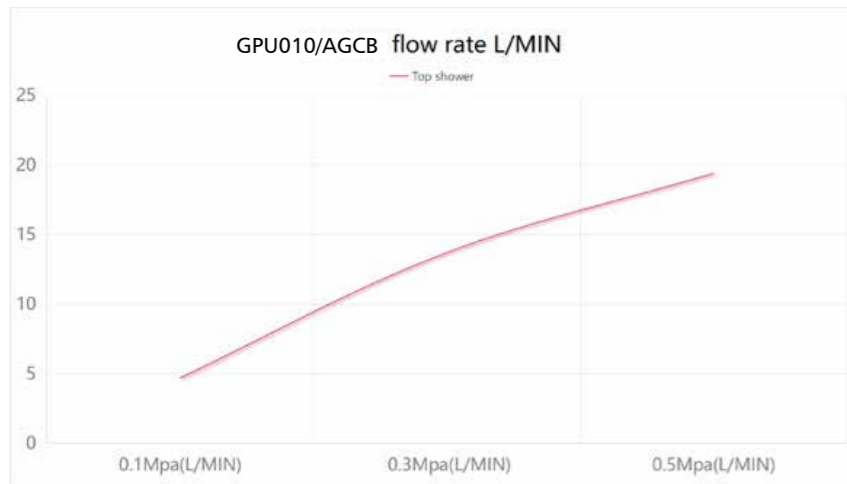


UTAH SERIES

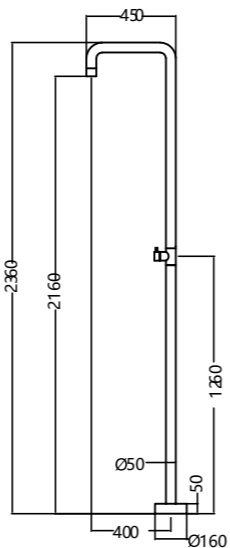


FLOW RATE REF GPU010/AGCB

TOP SHOWER 0.1MPA(L/MIN)	4.7
TOP SHOWER 0.3MPA(L/MIN)	13.7
TOP SHOWER 0.5MPA(L/MIN)	19.4



PRODUCT SIZE(CM)	126.5*53.7*10.7
WEIGHT(KG)	8.5
GUARANTEE	10 YEARS
MAX.PRESSURE(BAR)	8
MIN.PRESSURE(BAR)	1
OPTIMUM PRESSURE(BAR)	3-4
MAX.TEMPERATURE	55°C
MIN.TEMPERATURE	0°C



SPECIAL DIAMETER
 \varnothing 50mm.




GPU010/AGCB
 GRIFERÍA DE PISCINA UTAH ACERO S.316
 GRIS COBALTO

A modern, two-story house with a minimalist design, featuring large windows and a flat roof. The house is situated on a dark tiled terrace overlooking a swimming pool. In the background, a sunset over a body of water is visible, with a patio area featuring a table and chairs under a large umbrella. Two sleek, silver shower columns are positioned on the terrace, one near the house and one further away. The overall scene is bathed in the soft, blue and purple light of twilight.

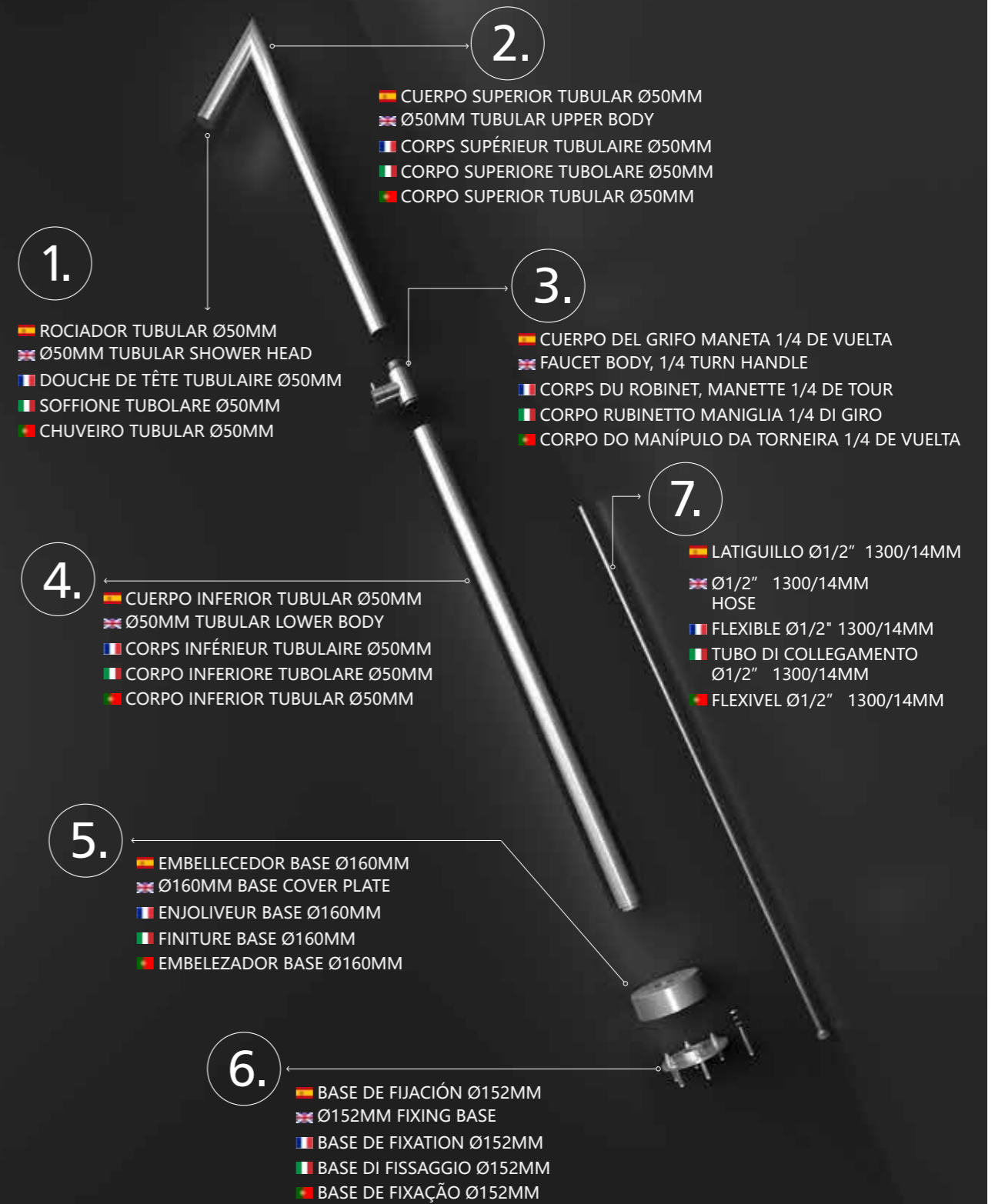
OKLAHOMA

GPO011/AC

OKLAHOMA SERIES

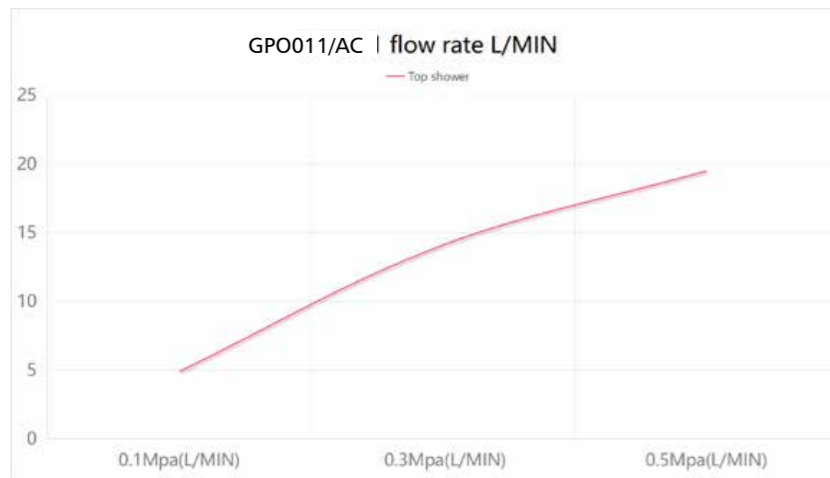


OKLAHOMA SERIES

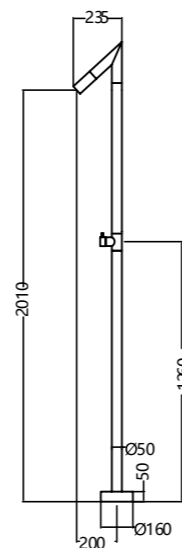


FLOW RATE REF GPO011/AC

TOP SHOWER 0.1MPA(L/MIN)	4.9
TOP SHOWER 0.3MPA(L/MIN)	14.1
TOP SHOWER 0.5MPA(L/MIN)	19.5



PRODUCT SIZE(CM)	126.5*53.7*10.7
WEIGHT(KG)	8.5
GUARANTEE	10 YEARS
MAX.PRESSURE(BAR)	8
MIN.PRESSURE(BAR)	1
OPTIMUM PRESSURE(BAR)	3-4
MAX.TEMPERATURE	55°C
MIN.TEMPERATURE	0°C



SPECIAL DIAMETER

Ø50mm.



GPO011/AC

GRIFERÍA DE PISCINA OKLAHOMA ACERO S.316



OKLAHOMA

GPO011/ANG

OKLAHOMA SERIES

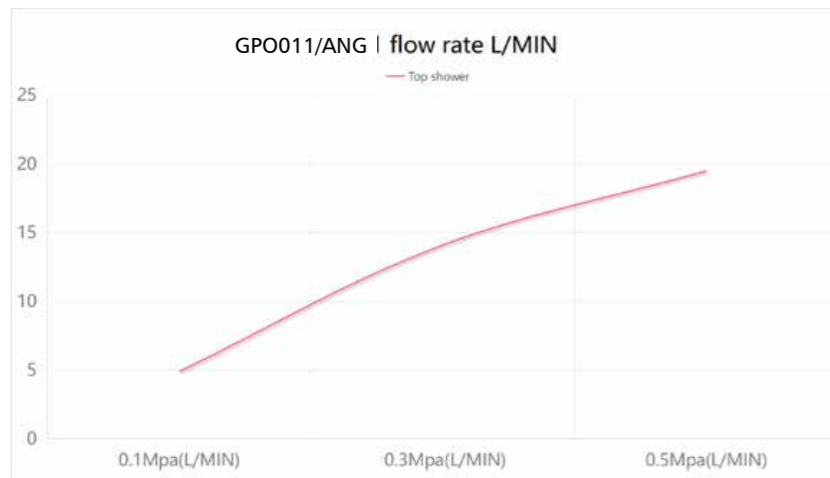



OKLAHOMA SERIES

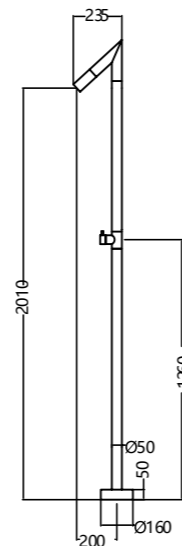


FLOW RATE REF GPO011/ANG

TOP SHOWER 0.1MPA(L/MIN)	4.9
TOP SHOWER 0.3MPA(L/MIN)	14.1
TOP SHOWER 0.5MPA(L/MIN)	19.5



PRODUCT SIZE(CM)	126.5*53.7*10.7
WEIGHT(KG)	8.5
GUARANTEE	10 YEARS
MAX.PRESSURE(BAR)	8
MIN.PRESSURE(BAR)	1
OPTIMUM PRESSURE(BAR)	3-4
MAX.TEMPERATURE	55°C
MIN.TEMPERATURE	0°C



SPECIAL DIAMETER

Ø50mm.



GPO011/ANG

GRIFERÍA DE PISCINA OKLAHOMA ACERO S.316 NEGRO MATE



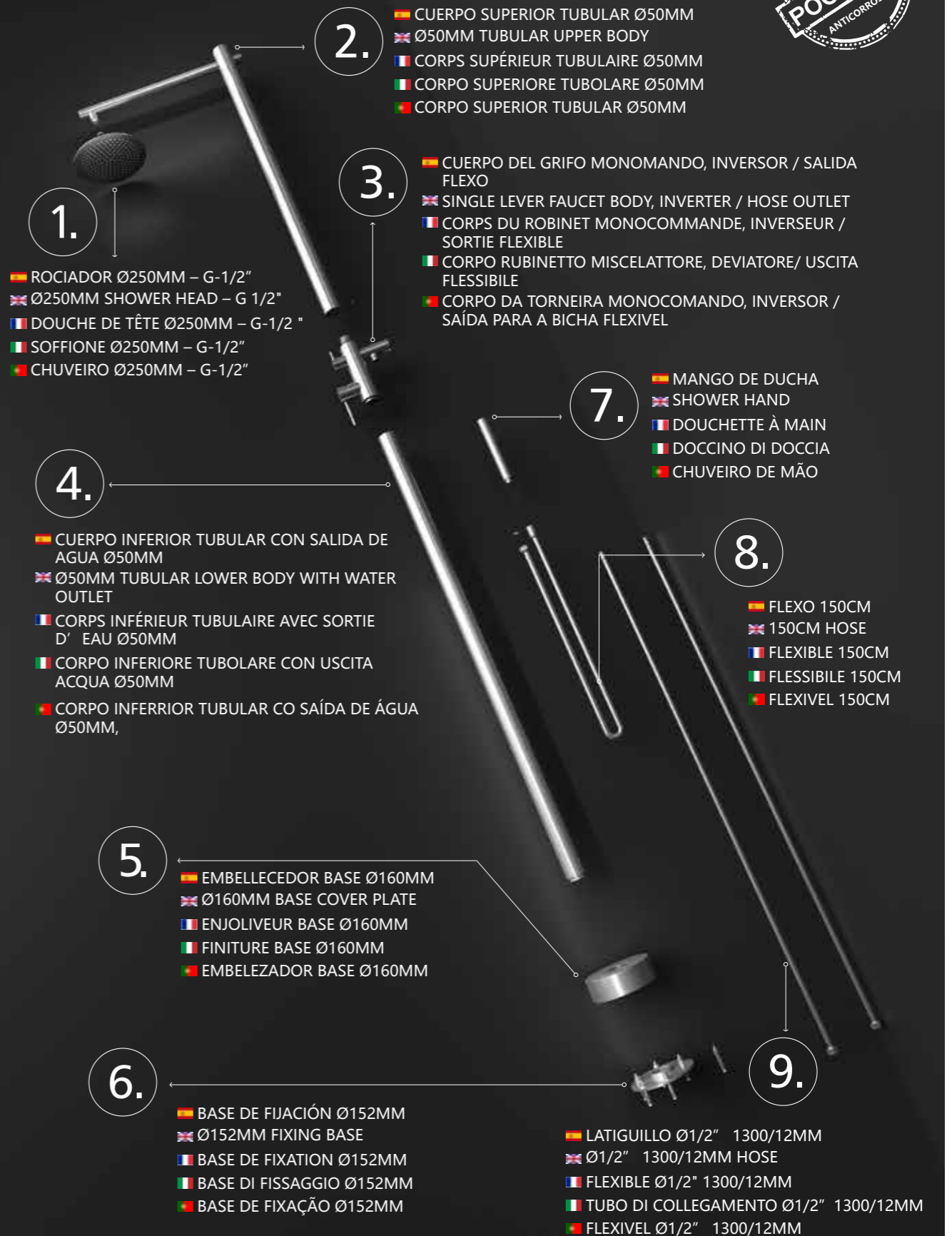
KANSAS

GPK012/AC

KANSAS SERIES

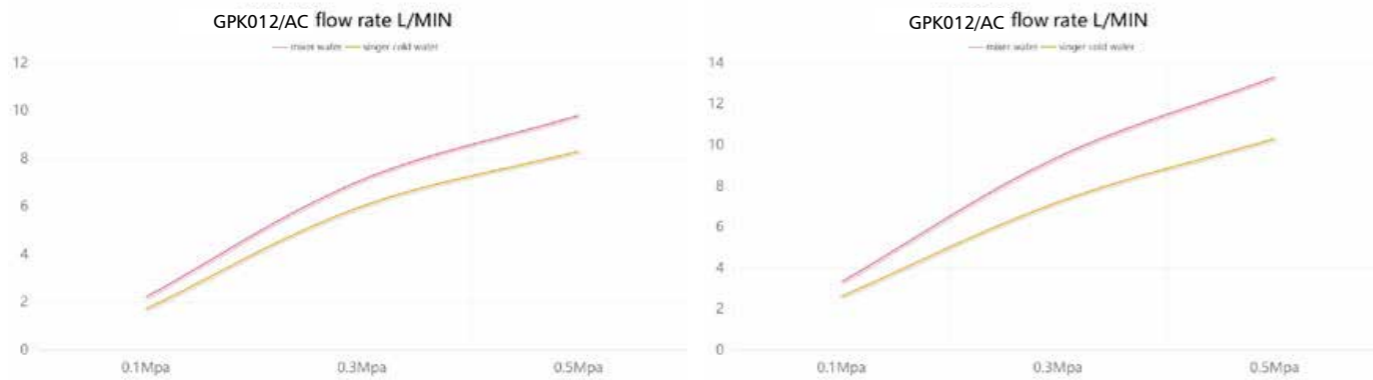


KANSAS SERIES

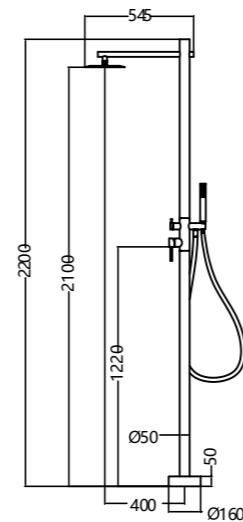


FLOW RATE REF GPK012/AC

HAND SHOWER MIXER WATER 0.1MPA(L/MIN) 2.2	SHOWER HEAD MIXER WATER 0.1MPA(L/MIN) 3.3
HAND SHOWER MIXER WATER 0.3MPA(L/MIN) 7.1	SHOWER HEAD MIXER WATER 0.3MPA(L/MIN) 9.4
HAND SHOWER MIXER WATER 0.5MPA(L/MIN) 9.8	SHOWER HEAD MIXER WATER 0.5MPA(L/MIN) 13.3
HAND SHOWER SINGER COLD WATER 0.1MPA(L/MIN) 1.7	SHOWER HEAD SINGER COLD WATER 0.1MPA(L/MIN) 2.6
HAND SHOWER SINGER COLD WATER 0.3MPA(L/MIN) 6	SHOWER HEAD SINGER COLD WATER 0.3MPA(L/MIN) 7.2
HAND SHOWER SINGER COLD WATER 0.5MPA(L/MIN) 8.3	SHOWER HEAD SINGER COLD WATER 0.5MPA(L/MIN) 10.3



PRODUCT SIZE(CM)	126.5*53.7*10.7
WEIGHT(KG)	10.6
GUARANTEE	10 YEARS
MAX.PRESSURE(BAR)	8
MIN.PRESSURE(BAR)	1
OPTIMUM PRESSURE(BAR)	3-4
MAX.TEMPERATURE	55°C
MIN.TEMPERATURE	0°C



SPECIAL DIAMETER

Ø50mm.



GPK012/AC

GRIFERÍA DE PISCINA KANSAS ACERO S.316



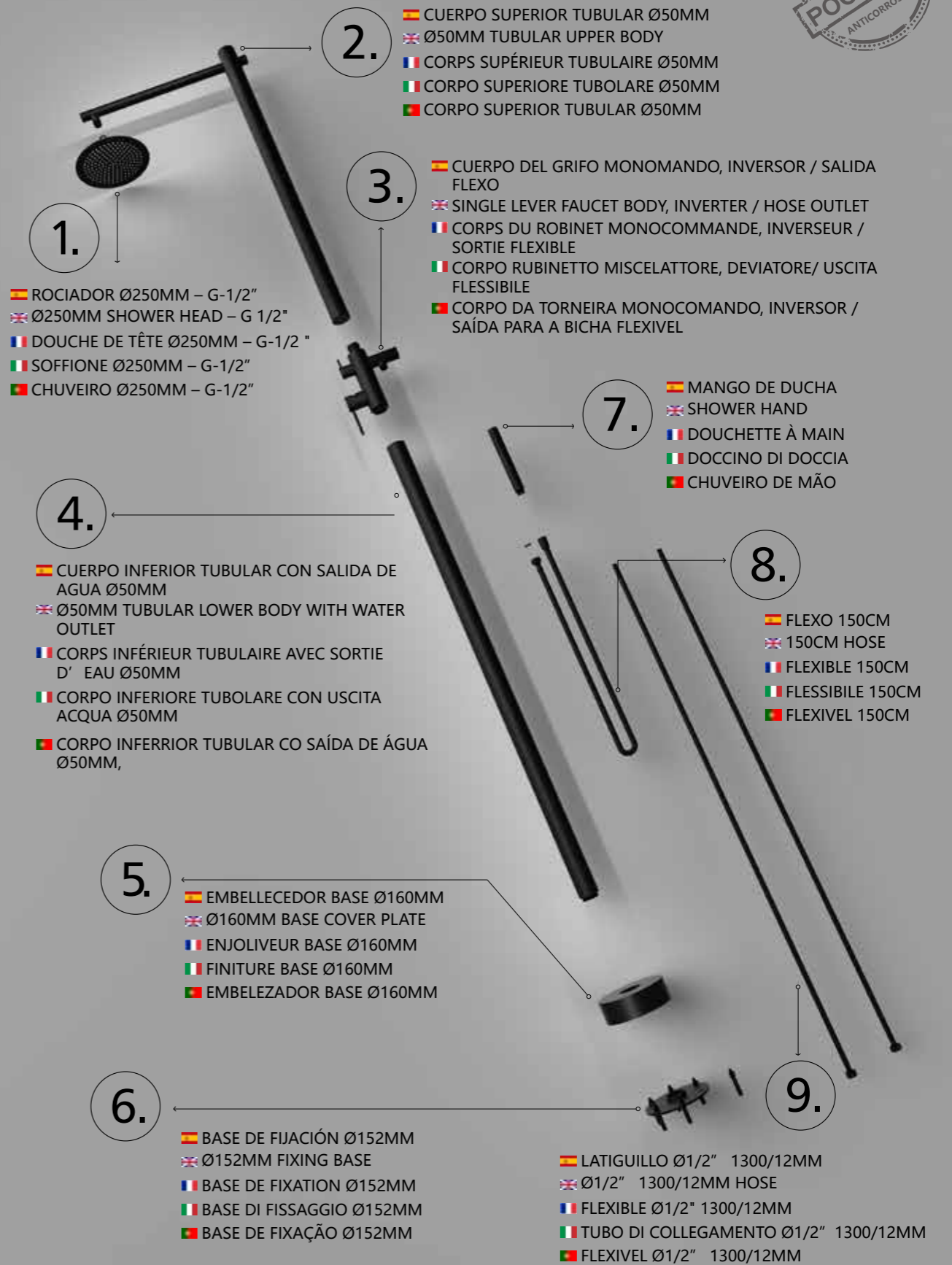
KANSAS

GPK012/ANG

KANSAS SERIES

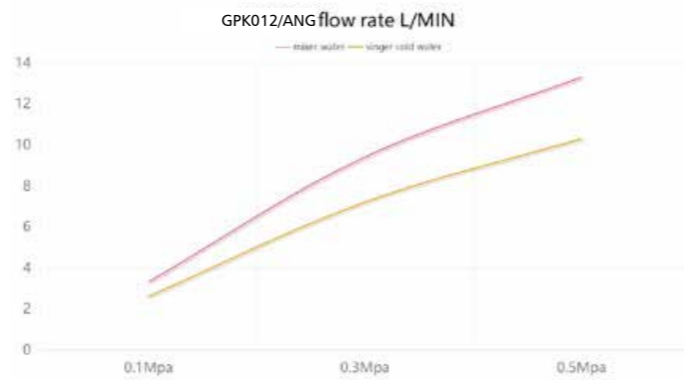
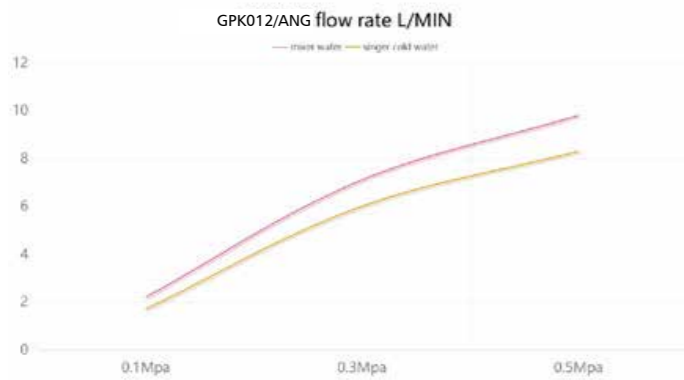



KANSAS SERIES

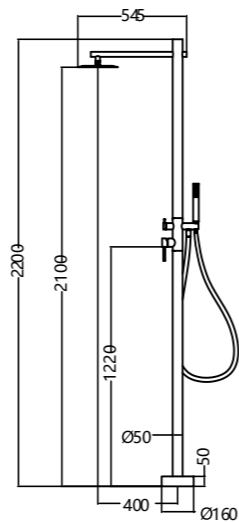


FLOW RATE REF GPK012/ANG

HAND SHOWER MIXER WATER 0.1MPA(L/MIN) 2.2	SHOWER HEAD MIXER WATER 0.1MPA(L/MIN) 3.3
HAND SHOWER MIXER WATER 0.3MPA(L/MIN) 7.1	SHOWER HEAD MIXER WATER 0.3MPA(L/MIN) 9.4
HAND SHOWER MIXER WATER 0.5MPA(L/MIN) 9.8	SHOWER HEAD MIXER WATER 0.5MPA(L/MIN) 13.3
HAND SHOWER SINGER COLD WATER 0.1MPA(L/MIN) 1.7	SHOWER HEAD SINGER COLD WATER 0.1MPA(L/MIN) 2.6
HAND SHOWER SINGER COLD WATER 0.3MPA(L/MIN) 6	SHOWER HEAD SINGER COLD WATER 0.3MPA(L/MIN) 7.2
HAND SHOWER SINGER COLD WATER 0.5MPA(L/MIN) 8.3	SHOWER HEAD SINGER COLD WATER 0.5MPA(L/MIN) 10.3



PRODUCT SIZE(CM)	126.5*53.7*10.7
WEIGHT(KG)	10.6
GUARANTEE	10 YEARS
MAX.PRESSURE(BAR)	8
MIN.PRESSURE(BAR)	1
OPTIMUM PRESSURE(BAR)	3-4
MAX.TEMPERATURE	55°C
MIN.TEMPERATURE	0°C



SPECIAL DIAMETER
 \varnothing 50mm.



GPK012/ANG
 GRIFERÍA DE PISCINA KANSAS ACERO S.316
 NEGRO MATE



NIAGARA

GPN013/AC

NIAGARA^{SERIES}



NIAGARA^{SERIES}



1.

- ROCIADOR CASCADA RECTANGULAR 60X45 MM
- 60X45MM RECTANGULAR WATERFALL
- DOUCHE DE TÊTE CASCADE RECTANGULAIRE 60X45MM
- SOFFIONE CASCATA RETTANGOLARE 60X45MM
- CHUVEIRO CASCATA RECTANGULAR 60X45MM

2.

- MANETA 1/4 DE VUELTA
- 1/4 TURN HANDLE
- MANETTE 1/4 DE TOUR
- MANIGLIA 1/4 DI GIRO
- MANIPULO 1/4 DE VUELTA

4.

- EMBELECEDOR BASE 160X160MM
- 160X160MM BASE COVER PLATE
- ENJOLIVEUR BASE 160X160MM
- FINITURE BASE 160X160MM
- EMBELEZADOR BASE 160X160MM

5.

- BASE DE FIJACIÓN Ø152MM
- Ø152MM FIXING BASE
- BASE DE FIXATION Ø152MM
- BASE DI FISSAGGIO Ø152MM
- BASE DE FIXAÇÃO Ø152MM

3.

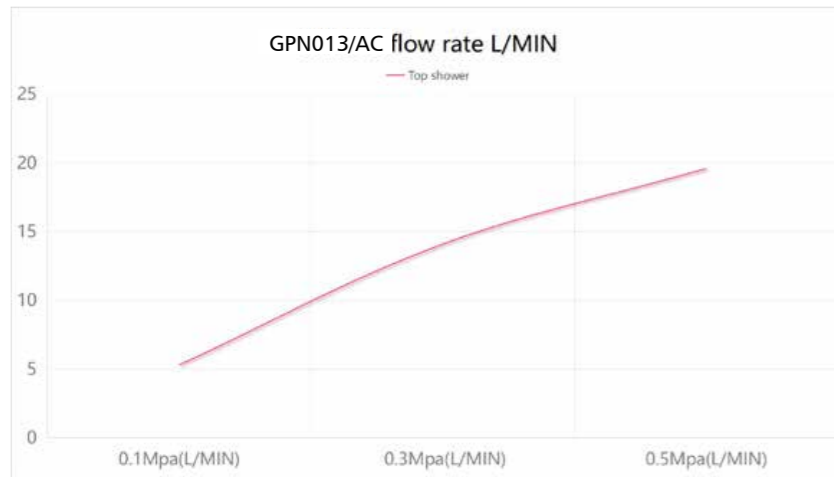
- CUERPO INFERIOR RECTANGULAR 60X45MM
- 60X45MM BASE COVER PLATE
- CORPS INFÉRIEUR RECTANGULAIRE 60X45MM
- CORPO INFERIORE RETTANGOLARE 60X45MM
- CORPO INFERIOR RECTANGULAR 60X45MM

6.

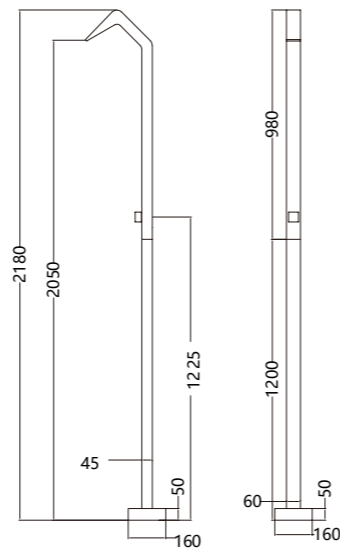
- LATIGUILLO Ø1/2" 1300/14MM
- Ø1/2" 1300/14MM HOSE
- FLEXIBLE Ø1/2" 1300/14MM
- TUBO DI COLLEGAMENTO Ø1/2" 1300/14MM
- FLEXIVEL Ø1/2" 1300/14MM

FLOW RATE REF GPN013/AC

TOP SHOWER 0.1MPA(L/MIN)	5.3
TOP SHOWER 0.3MPA(L/MIN)	14.1
TOP SHOWER 0.5MPA(L/MIN)	19.6



PRODUCT SIZE(CM)	126.5*53.7*10.7
WEIGHT(KG)	10.7
GUARANTEE	10 YEARS
MAX.PRESSURE(BAR)	8
MIN.PRESSURE(BAR)	1
OPTIMUM PRESSURE(BAR)	3-4
MAX.TEMPERATURE	55°C
MIN.TEMPERATURE	0°C



GPN013/AC
GRIFERÍA DE PISCINA NIAGARA ACERO S.316



GPN013/AC

NIAGARA

GPN013/ANG

NIAGARA SERIES



NIAGARA SERIES



1.

- ROCIADOR CASCADA RECTANGULAR 60X45 MM
- 60X45MM RECTANGULAR WATERFALL
- DOUCHE DE TÊTE CASCADE RECTANGULAIRE 60X45MM
- SOFFIONE CASCATA RETTANGOLARE 60X45MM
- CHUVEIRO CASCATA RECTANGULAR 60X45MM

2.

- MANETA 1/4 DE VUELTA
- 1/4 TURN HANDLE
- MANETTE 1/4 DE TOUR
- MANIGLIA 1/4 DI GIRO
- MANIPULO 1/4 DE VUELTA

4.

- EMBELECEDOR BASE 160X160MM
- 160X160MM BASE COVER PLATE
- ENJOLIVEUR BASE 160X160MM
- FINITURE BASE 160X160MM
- EMBELEZADOR BASE 160X160MM

5.

- BASE DE FIJACIÓN Ø152MM
- Ø152MM FIXING BASE
- BASE DE FIXATION Ø152MM
- BASE DI FISSAGGIO Ø152MM
- BASE DE FIXAÇÃO Ø152MM

3.

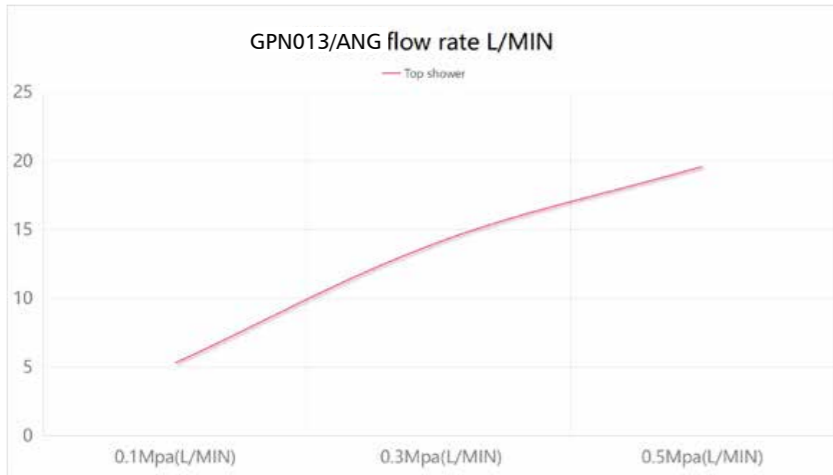
- CUERPO INFERIOR RECTANGULAR 60X45MM
- 60X45MM BASE COVER PLATE
- CORPS INFÉRIEUR RECTANGULAIRE 60X45MM
- CORPO INFERIORE RETTANGOLARE 60X45MM
- CORPO INFERIOR RECTANGULAR 60X45MM

6.

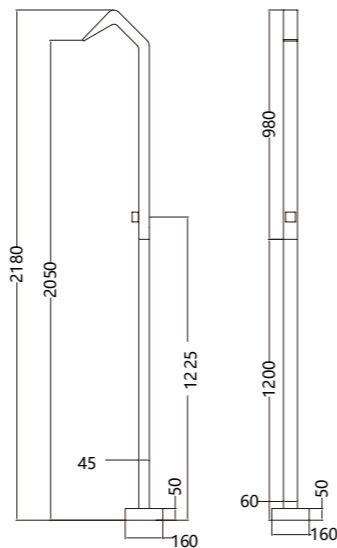
- LATIGUILLO Ø1/2" 1300/14MM
- Ø1/2" 1300/14MM HOSE
- FLEXIBLE Ø1/2" 1300/14MM
- TUBO DI COLLEGAMENTO Ø1/2" 1300/14MM
- FLEXIVEL Ø1/2" 1300/14MM

FLOW RATE REF GPN013/ANG

TOP SHOWER 0.1MPA(L/MIN)	5.3
TOP SHOWER 0.3MPA(L/MIN)	14.1
TOP SHOWER 0.5MPA(L/MIN)	19.6



PRODUCT SIZE(CM)	126.5*53.7*10.7
WEIGHT(KG)	10.7
GUARANTEE	10 YEARS
MAX.PRESSURE(BAR)	8
MIN.PRESSURE(BAR)	1
OPTIMUM PRESSURE(BAR)	3-4
MAX.TEMPERATURE	55°C
MIN.TEMPERATURE	0°C



GPN013/ANG
GRIFERÍA DE PISCINA NIAGARA ACERO S.316 NEGRO MATE



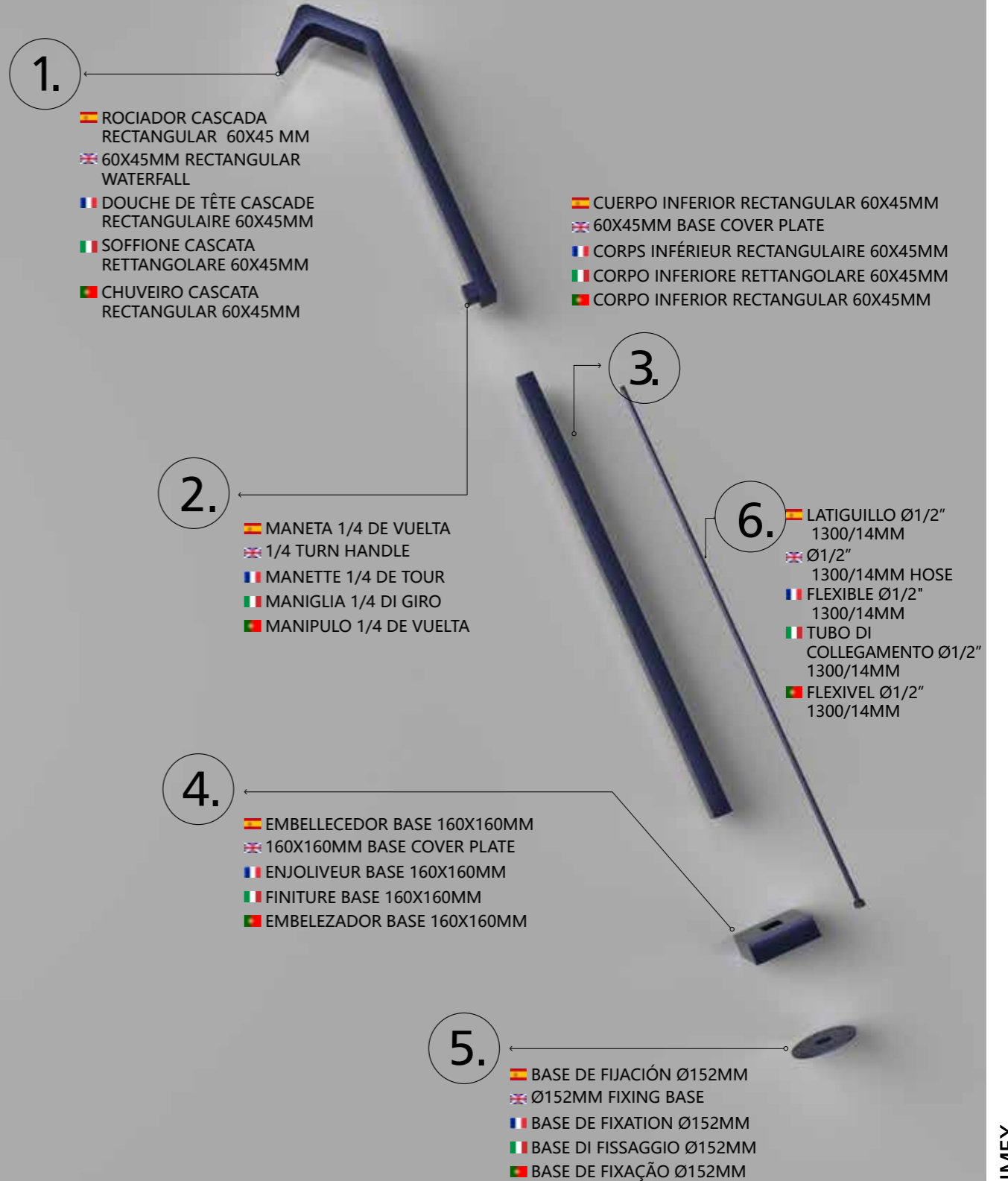
NIAGARA

GPN013/AAO

NIAGARA SERIES

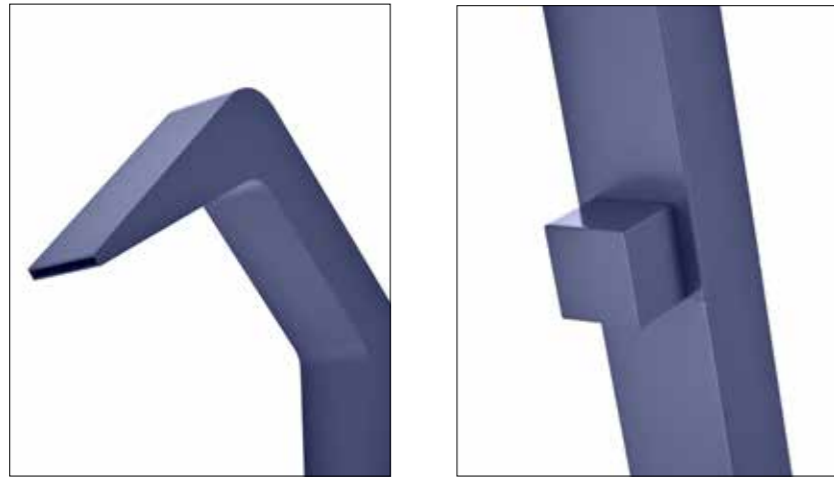


NIAGARA SERIES


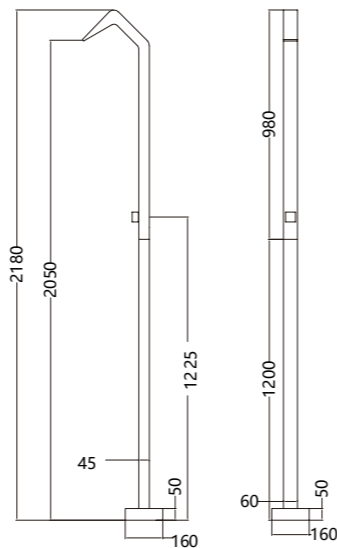


FLOW RATE REF GPN013/AAO


TOP SHOWER 0.1MPA(L/MIN)	5.3
TOP SHOWER 0.3MPA(L/MIN)	14.1
TOP SHOWER 0.5MPA(L/MIN)	19.6



PRODUCT SIZE(CM)	126.5*53.7*10.7
WEIGHT(KG)	10.7
GUARANTEE	10 YEARS
MAX.PRESSURE(BAR)	8
MIN.PRESSURE(BAR)	1
OPTIMUM PRESSURE(BAR)	3-4
MAX.TEMPERATURE	55°C
MIN.TEMPERATURE	0°C



GPN013/AAO
GRIFERÍA DE PISCINA NIAGARA ACERO
S.316 AZUL OCÉANO



NIAGARA

GPN013/ACL

NIAGARA SERIES



NIAGARA SERIES



1.

- ROCIADOR CASCADA RECTANGULAR 60X45 MM
- 60X45MM RECTANGULAR WATERFALL
- DOUCHE DE TÊTE CASCADE RECTANGULAIRE 60X45MM
- SOFFIONE CASCATA RETTANGOLARE 60X45MM
- CHUVEIRO CASCATA RECTANGULAR 60X45MM

2.

- MANETA 1/4 DE VUELTA
- 1/4 TURN HANDLE
- MANETTE 1/4 DE TOUR
- MANIGLIA 1/4 DI GIRO
- MANIPULO 1/4 DE VUELTA

4.

- EMBELECEDOR BASE 160X160MM
- 160X160MM BASE COVER PLATE
- ENJOLIVEUR BASE 160X160MM
- FINITURE BASE 160X160MM
- EMBELEZADOR BASE 160X160MM

5.

- BASE DE FIJACIÓN Ø152MM
- Ø152MM FIXING BASE
- BASE DE FIXATION Ø152MM
- BASE DI FISSAGGIO Ø152MM
- BASE DE FIXAÇÃO Ø152MM

3.

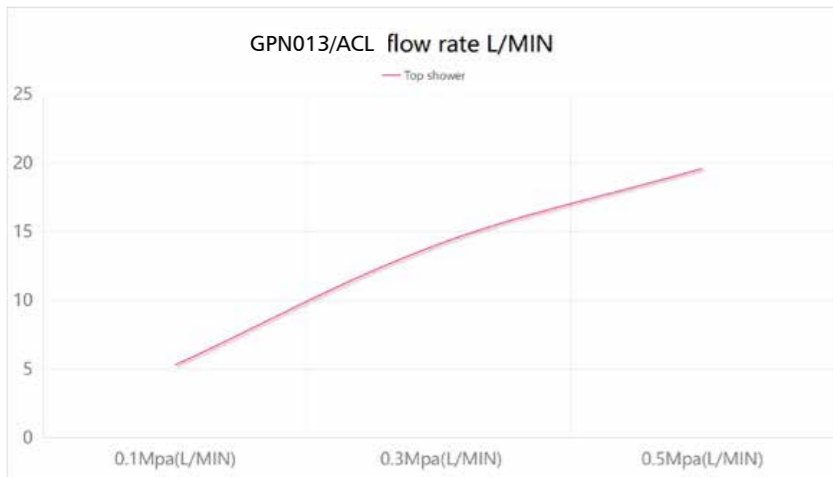
- CUERPO INFERIOR RECTANGULAR 60X45MM
- 60X45MM BASE COVER PLATE
- CORPS INFÉRIEUR RECTANGULAIRE 60X45MM
- CORPO INFERIORE RETTANGOLARE 60X45MM
- CORPO INFERIOR RECTANGULAR 60X45MM

6.

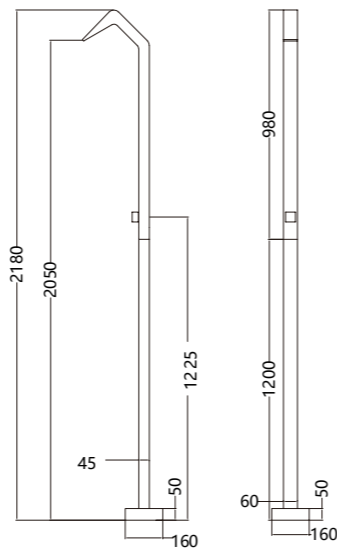
- LATIGUILLO Ø1/2" 1300/14MM
- Ø1/2" 1300/14MM HOSE
- FLEXIBLE Ø1/2" 1300/14MM
- TUBO DI COLLEGAMENTO Ø1/2" 1300/14MM
- FLEXIVEL Ø1/2" 1300/14MM

FLOW RATE REF GPN013/ACL

TOP SHOWER 0.1MPA(L/MIN)	5.3
TOP SHOWER 0.3MPA(L/MIN)	14.1
TOP SHOWER 0.5MPA(L/MIN)	19.6



PRODUCT SIZE(CM)	126.5*53.7*10.7
WEIGHT(KG)	10.7
GUARANTEE	10 YEARS
MAX.PRESSURE(BAR)	8
MIN.PRESSURE(BAR)	1
OPTIMUM PRESSURE(BAR)	3-4
MAX.TEMPERATURE	55°C
MIN.TEMPERATURE	0°C



GPN013/ACL
GRIFERÍA DE PISCINA NIAGARA ACERO S.316 ROSA CORAL



NIAGARA

GPN013/AMK

NIAGARA^{SERIES}



NIAGARA^{SERIES}



1.

- ROCIADOR CASCADA RECTANGULAR 60X45 MM
- 60X45MM RECTANGULAR WATERFALL
- DOUCHE DE TÊTE CASCADE RECTANGULAIRE 60X45MM
- SOFFIONE CASCATA RETTANGOLARE 60X45MM
- CHUVEIRO CASCATA RECTANGULAR 60X45MM

2.

- MANETA 1/4 DE VUELTA
- 1/4 TURN HANDLE
- MANETTE 1/4 DE TOUR
- MANIGLIA 1/4 DI GIRO
- MANIPULO 1/4 DE VUELTA

4.

- EMBELECEDOR BASE 160X160MM
- 160X160MM BASE COVER PLATE
- ENJOLIVEUR BASE 160X160MM
- FINITURE BASE 160X160MM
- EMBELEZADOR BASE 160X160MM

5.

- BASE DE FIJACIÓN Ø152MM
- Ø152MM FIXING BASE
- BASE DE FIXATION Ø152MM
- BASE DI FISSAGGIO Ø152MM
- BASE DE FIXAÇÃO Ø152MM

3.

- CUERPO INFERIOR RECTANGULAR 60X45MM
- 60X45MM BASE COVER PLATE
- CORPS INFÉRIEUR RECTANGULAIRE 60X45MM
- CORPO INFERIORE RETTANGOLARE 60X45MM
- CORPO INFERIOR RECTANGULAR 60X45MM

6.

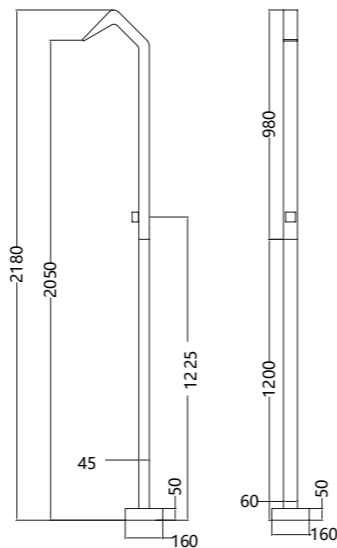
- LATIGUILLO Ø1/2" 1300/14MM
- Ø1/2" 1300/14MM HOSE
- FLEXIBLE Ø1/2" 1300/14MM
- TUBO DI COLLEGAMENTO Ø1/2" 1300/14MM
- FLEXIVEL Ø1/2" 1300/14MM

FLOW RATE REF GPN013/AMK

TOP SHOWER 0.1MPA(L/MIN)	5.3
TOP SHOWER 0.3MPA(L/MIN)	14.1
TOP SHOWER 0.5MPA(L/MIN)	19.6



PRODUCT SIZE(CM)	126.5*53.7*10.7
WEIGHT(KG)	10.7
GUARANTEE	10 YEARS
MAX.PRESSURE(BAR)	8
MIN.PRESSURE(BAR)	1
OPTIMUM PRESSURE(BAR)	3-4
MAX.TEMPERATURE	55°C
MIN.TEMPERATURE	0°C




GPN013/AMK
GRIFERÍA DE PISCINA NIAGARA ACERO S.316 MOKA



NIAGARA

GPN013/AGCB

NIAGARA SERIES



NIAGARA SERIES



1.

- ROCIADOR CASCADA RECTANGULAR 60X45 MM
- 60X45MM RECTANGULAR WATERFALL
- DOUCHE DE TÊTE CASCADE RECTANGULAIRE 60X45MM
- SOFFIONE CASCATA RETTANGOLARE 60X45MM
- CHUVEIRO CASCATA RECTANGULAR 60X45MM

2.

- MANETA 1/4 DE VUELTA
- 1/4 TURN HANDLE
- MANETTE 1/4 DE TOUR
- MANIGLIA 1/4 DI GIRO
- MANIPULO 1/4 DE VUELTA

4.

- EMBELECEDOR BASE 160X160MM
- 160X160MM BASE COVER PLATE
- ENJOLIVEUR BASE 160X160MM
- FINITURE BASE 160X160MM
- EMBELEZADOR BASE 160X160MM

5.

- BASE DE FIJACIÓN Ø152MM
- Ø152MM FIXING BASE
- BASE DE FIXATION Ø152MM
- BASE DI FISSAGGIO Ø152MM
- BASE DE FIXAÇÃO Ø152MM

3.

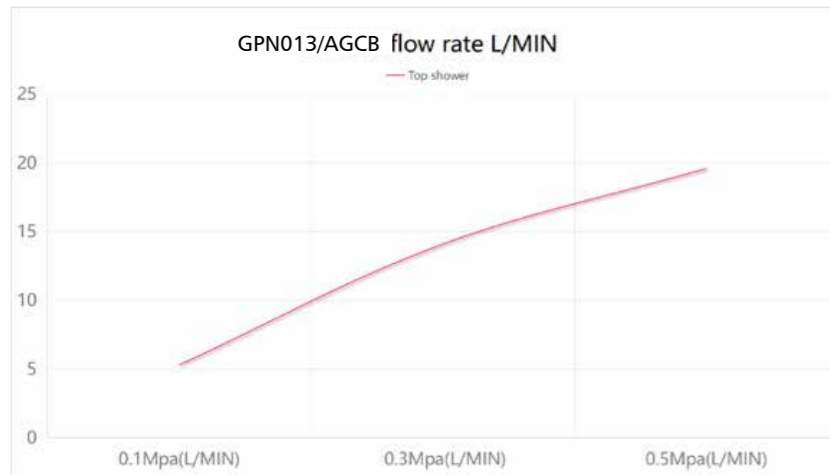
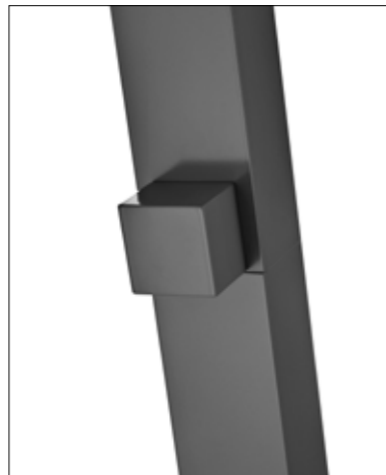
- CUERPO INFERIOR RECTANGULAR 60X45MM
- 60X45MM BASE COVER PLATE
- CORPS INFÉRIEUR RECTANGULAIRE 60X45MM
- CORPO INFERIORE RETTANGOLARE 60X45MM
- CORPO INFERIOR RECTANGULAR 60X45MM

6.


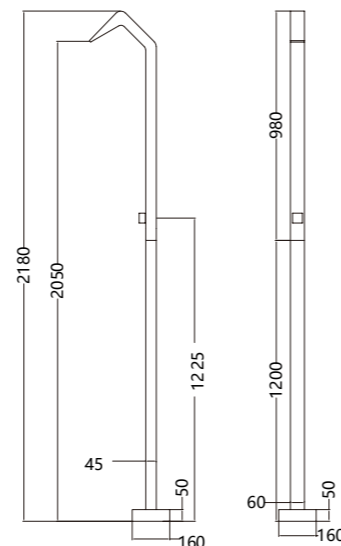
- LATIGUILLO Ø1/2" 1300/14MM
- Ø1/2" 1300/14MM HOSE
- FLEXIBLE Ø1/2" 1300/14MM
- TUBO DI COLLEGAMENTO Ø1/2" 1300/14MM
- FLEXIVEL Ø1/2" 1300/14MM

FLOW RATE REF GPN013/AGCB

TOP SHOWER 0.1MPA(L/MIN)	5.3
TOP SHOWER 0.3MPA(L/MIN)	14.1
TOP SHOWER 0.5MPA(L/MIN)	19.6



PRODUCT SIZE(CM)	126.5*53.7*10.7
WEIGHT(KG)	10.7
GUARANTEE	10 YEARS
MAX.PRESSURE(BAR)	8
MIN.PRESSURE(BAR)	1
OPTIMUM PRESSURE(BAR)	3-4
MAX.TEMPERATURE	55°C
MIN.TEMPERATURE	0°C



GPN013/AGCB
GRIFERÍA DE PISCINA NIAGARA ACERO S.316 GRIS COBALTO



ALABAMA

GPA014/AC

ALABAMA^{SERIES}

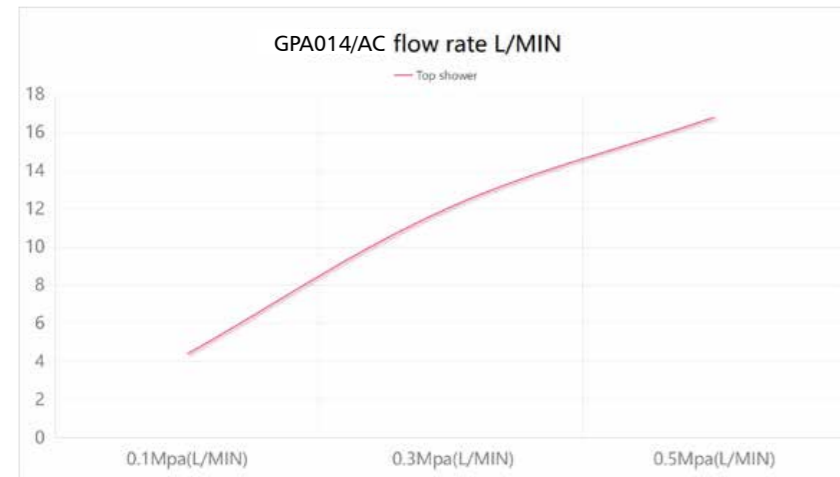


ALABAMA^{SERIES}

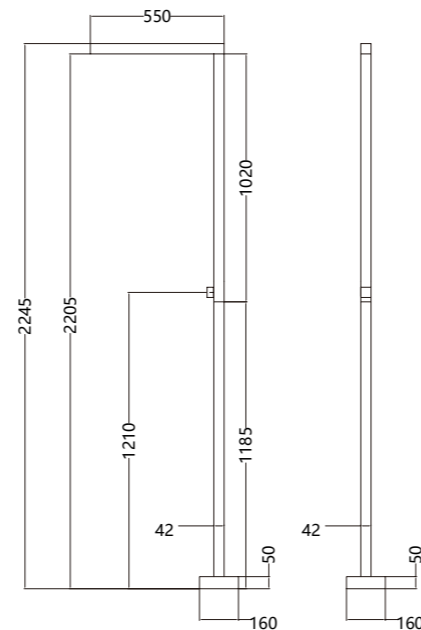


FLOW RATE REF GPA014/AC

TOP SHOWER 0.1MPA(L/MIN)	4.4
TOP SHOWER 0.3MPA(L/MIN)	12.1
TOP SHOWER 0.5MPA(L/MIN)	16.8



PRODUCT SIZE(CM)	126.5*53.7*10.7
WEIGHT(KG)	10.5
GUARANTEE	10 YEARS
MAX.PRESSURE(BAR)	8
MIN.PRESSURE(BAR)	1
OPTIMUM PRESSURE(BAR)	3-4
MAX.TEMPERATURE	55°C
MIN.TEMPERATURE	0°C



GPA014/AC
GRIFERÍA DE PISCINA ALABAMA ACERO S.316



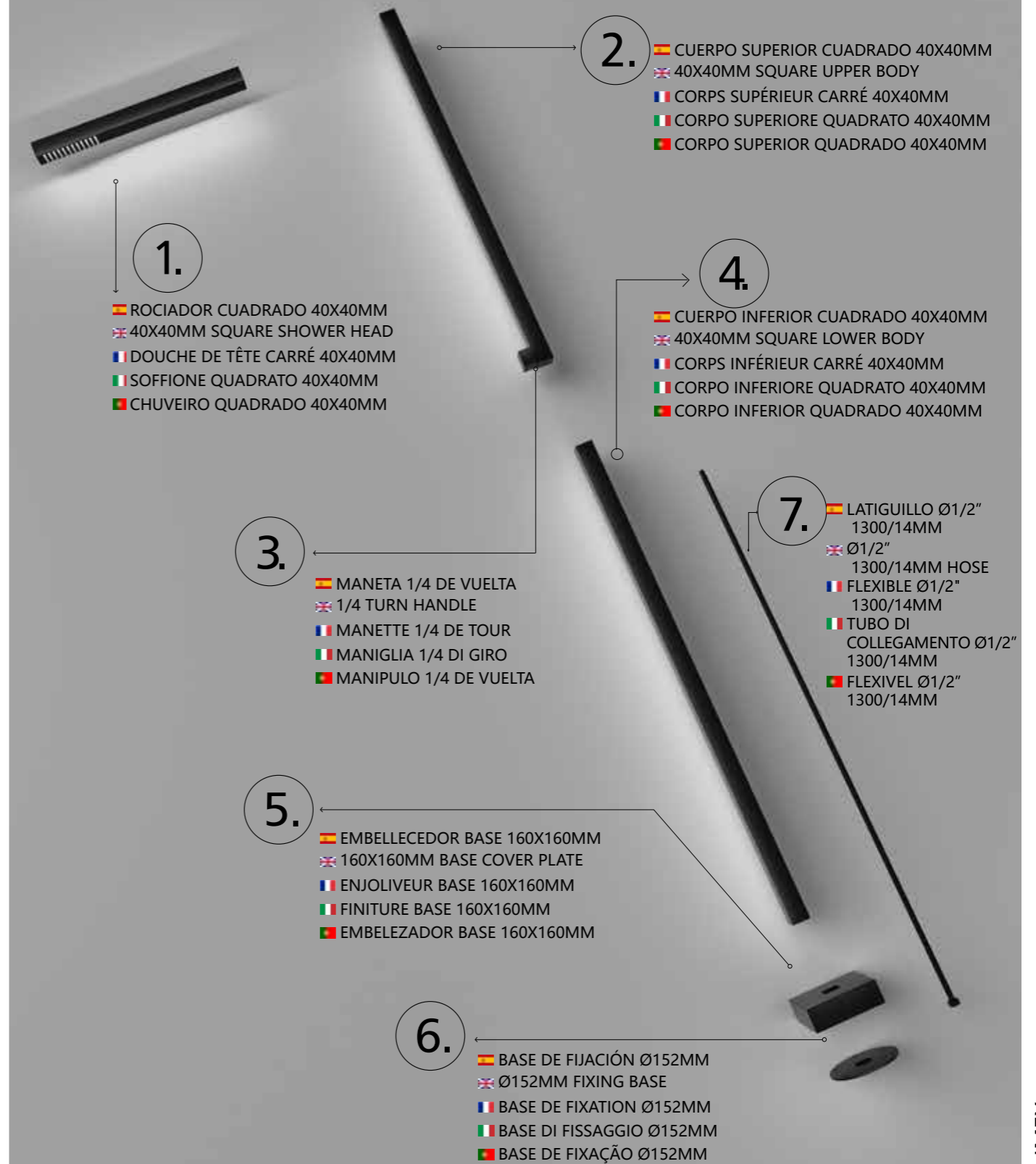
ALABAMA

GPA014/ANG

ALABAMA^{SERIES}

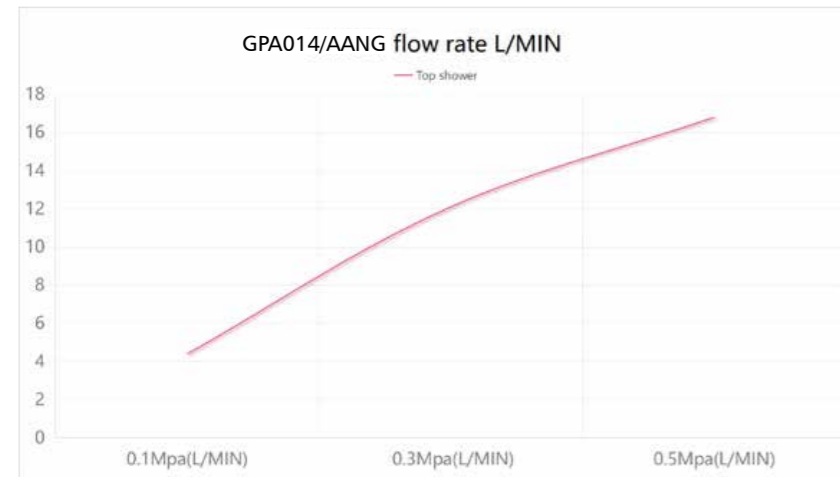


ALABAMA^{SERIES}

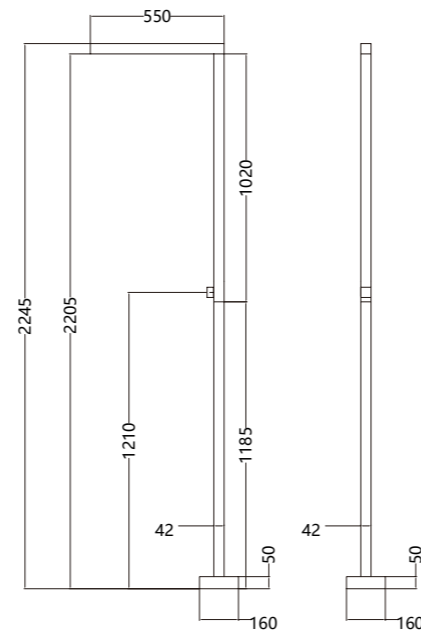


FLOW RATE REF GPA014/ANG

TOP SHOWER 0.1MPA(L/MIN)	4.4
TOP SHOWER 0.3MPA(L/MIN)	12.1
TOP SHOWER 0.5MPA(L/MIN)	16.8



PRODUCT SIZE(CM)	126.5*53.7*10.7
WEIGHT(KG)	10.5
GUARANTEE	10 YEARS
MAX.PRESSURE(BAR)	8
MIN.PRESSURE(BAR)	1
OPTIMUM PRESSURE(BAR)	3-4
MAX.TEMPERATURE	55°C
MIN.TEMPERATURE	0°C

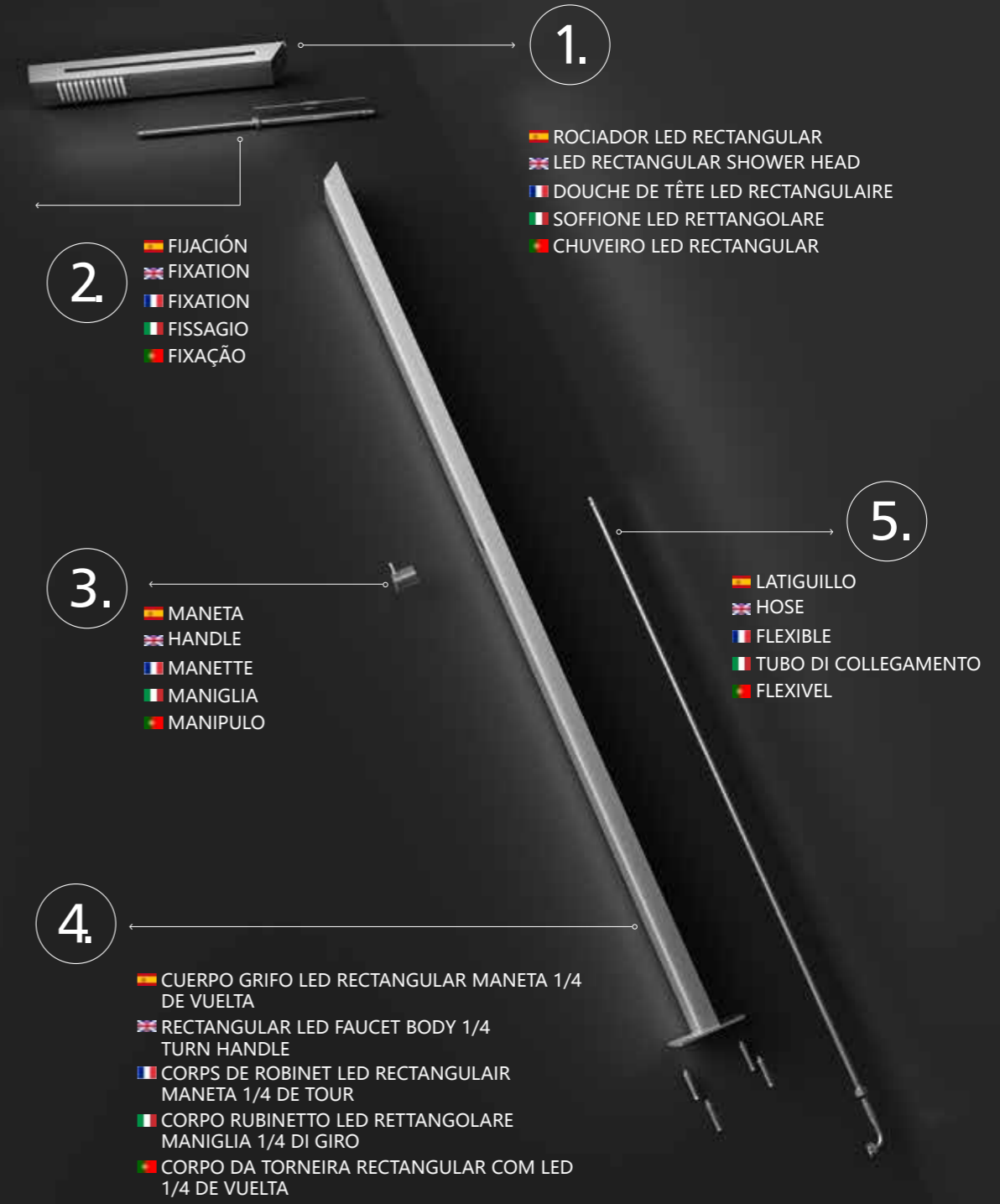


GPA014/ANG
GRIFERÍA DE PISCINA ALABAMA ACERO S.316 NEGRO MATE



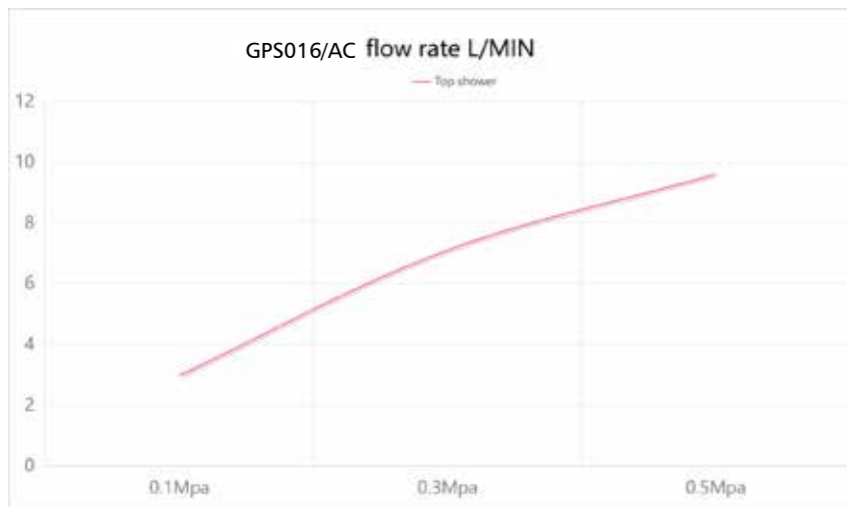

SENSE

GPS016/AC

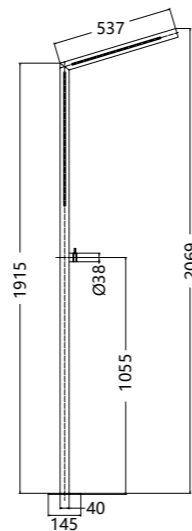


SENSE **GPS016/AC**

TOP SHOWER 0.1MPA(L/MIN)	2.98
TOP SHOWER 0.3MPA(L/MIN)	7.1
TOP SHOWER 0.5MPA(L/MIN)	9.6



PRODUCT SIZE(CM)	201*21.5*19
WEIGHT(KG)	12.5
GUARANTEE	10 YEARS
MAX.PRESSURE(BAR)	8
MIN.PRESSURE(BAR)	1
OPTIMUM PRESSURE(BAR)	3-4
MAX.TEMPERATURE	55°C
MIN.TEMPERATURE	0°C

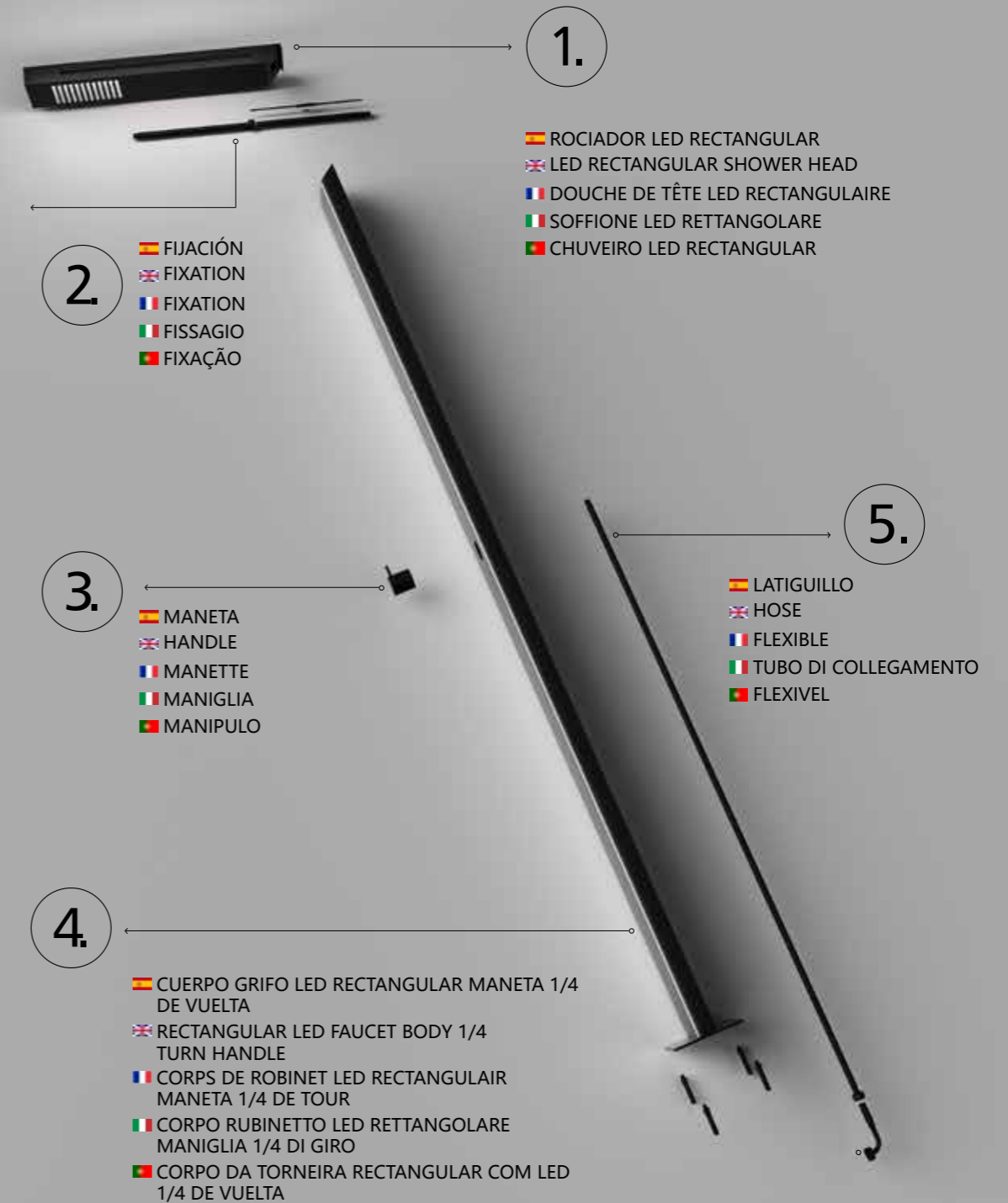



GPS016/AC
GRIFERÍA DE PISCINA SENSE LED LIGHT
ACERO S.316



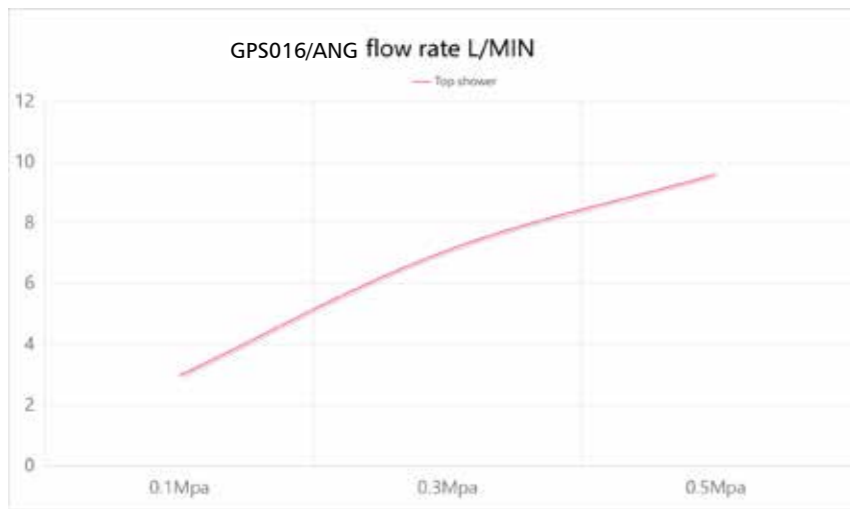
SENSE

GPS016/ANG

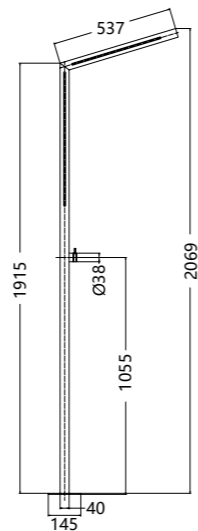


SENSE **GPS016/ANG**

TOP SHOWER 0.1MPA(L/MIN)	2.98
TOP SHOWER 0.3MPA(L/MIN)	7.1
TOP SHOWER 0.5MPA(L/MIN)	9.6



PRODUCT SIZE(CM)	201*21.5*19
WEIGHT(KG)	12.5
GUARANTEE	10 YEARS
MAX.PRESSURE(BAR)	8
MIN.PRESSURE(BAR)	1
OPTIMUM PRESSURE(BAR)	3-4
MAX.TEMPERATURE	55°C
MIN.TEMPERATURE	0°C



GPS016/ANG
GRIFERÍA DE PISCINA SENSE LED LIGHT
ACERO S.316 NEGRO MATE



PHOENIX

GPP015/AC

PHOENIX SERIES

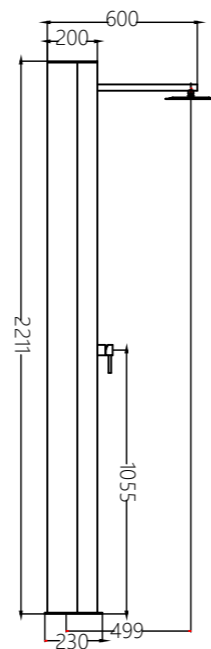


PHOENIX SERIES








FLOW RATE REF GPP015/AC

TOP SHOWER 0.1MPA(L/MIN)	4.4
TOP SHOWER 0.3MPA(L/MIN)	12.1
TOP SHOWER 0.5MPA(L/MIN)	16.8



PRODUCT SIZE(CM)	230*36*31.5
WEIGHT(KG)	18
GUARANTEE	10 YEARS
MAX.PRESSURE(BAR)	8
MIN.PRESSURE(BAR)	1
OPTIMUM PRESSURE(BAR)	3-4
MAX.TEMPERATURE	55°C
MIN.TEMPERATURE	0°C



-  **IMPORTANTE :**
POR FAVOR, VACIE EL TANQUE DE AGUA CUANDO VAYA A ESTAR MUCHO TIEMPO SIN USARLO, CON EL FIN DE PREVENIR BACTERIAS, HONGOS, ETC
-  **IMPORTANT :**
PLEASE EMPTY THE WATER TANK WHEN YOU ARE NOT GOING TO USE IT FOR A LONG TIME, IN ORDER TO PREVENT BACTERIA, FUNGUS, ETC.
-  **IMPORTANT :**
VEUILLEZ VIDER LE RÉSERVOIR D'EAU LORSQUE VOUS NE L'UTILISEZ PAS PENDANT UNE LONGUE PÉRIODE, AFIN D'ÉVITER LES BACTÉRIES, LES CHAMPIGNONS, ETC.
-  **IMPORTANTE :**
ESVAZIAR O RESERVATÓRIO DE ÁGUA QUANDO NÃO O UTILIZAR DURANTE UM LONGO PERÍODO DE TEMPO, PARA EVITAR BACTÉRIAS, FUNGOS, ETC.
-  **IMPORTANTE:**
SVUOTARE IL SERBATOIO DELL'ACQUA QUANDO NON SI UTILIZZA PER LUNGO TEMPO, PER EVITARE BATTERI, FUNGHI, ECC.



GPP015/AC

GRIFERÍA DE PISCINA PHOENIX ACERO S.316



PHOENIX

GPP015/AAO

PHOENIX SERIES

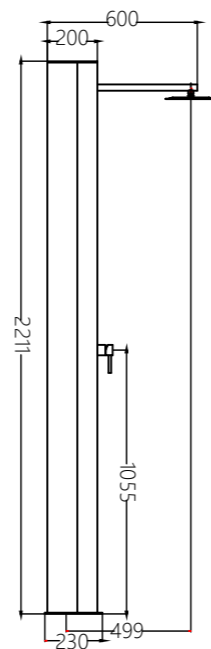
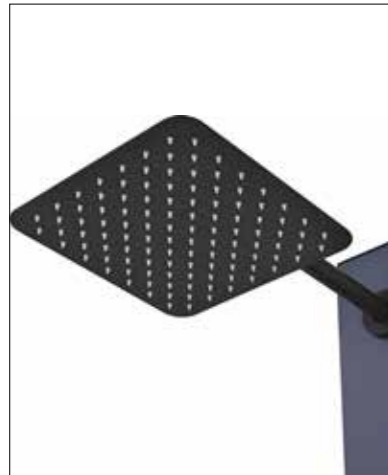


PHOENIX SERIES








FLOW RATE REF GPP015/AAO

TOP SHOWER 0.1MPA(L/MIN)	4.4
TOP SHOWER 0.3MPA(L/MIN)	12.1
TOP SHOWER 0.5MPA(L/MIN)	16.8



PRODUCT SIZE(CM)	230*36*31.5
WEIGHT(KG)	18
GUARANTEE	10 YEARS
MAX.PRESSURE(BAR)	8
MIN.PRESSURE(BAR)	1
OPTIMUM PRESSURE(BAR)	3-4
MAX.TEMPERATURE	55°C
MIN.TEMPERATURE	0°C



-  **IMPORTANTE :**
POR FAVOR, VACIE EL TANQUE DE AGUA CUANDO VAYA A ESTAR MUCHO TIEMPO SIN USARLO, CON EL FIN DE PREVENIR BACTERIAS, HONGOS, ETC
-  **IMPORTANT :**
PLEASE EMPTY THE WATER TANK WHEN YOU ARE NOT GOING TO USE IT FOR A LONG TIME, IN ORDER TO PREVENT BACTERIA, FUNGUS, ETC.
-  **IMPORTANT :**
VEUILLEZ VIDER LE RÉSERVOIR D'EAU LORSQUE VOUS NE L'UTILISEZ PAS PENDANT UNE LONGUE PÉRIODE, AFIN D'ÉVITER LES BACTÉRIES, LES CHAMPIGNONS, ETC.
-  **IMPORTANTE :**
ESVAZIAR O RESERVATÓRIO DE ÁGUA QUANDO NÃO O UTILIZAR DURANTE UM LONGO PERÍODO DE TEMPO, PARA EVITAR BACTÉRIAS, FUNGOS, ETC.
-  **IMPORTANTE:**
SVUOTARE IL SERBATOIO DELL'ACQUA QUANDO NON SI UTILIZZA PER LUNGO TEMPO, PER EVITARE BATTERI, FUNGHI, ECC.



GPP015/AAO

GRIFERÍA DE PISCINA PHOENIX ACERO S.316 AZUL OCEANO



PHOENIX

GPP015/ACL

PHOENIX SERIES

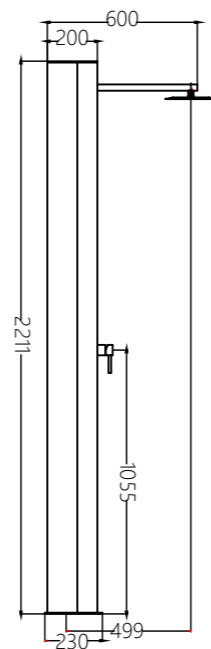



PHOENIX SERIES








FLOW RATE REF GPP015/ACL

TOP SHOWER 0.1MPA(L/MIN)	4.4
TOP SHOWER 0.3MPA(L/MIN)	12.1
TOP SHOWER 0.5MPA(L/MIN)	16.8



PRODUCT SIZE(CM)	230*36*31.5
WEIGHT(KG)	18
GUARANTEE	10 YEARS
MAX.PRESSURE(BAR)	8
MIN.PRESSURE(BAR)	1
OPTIMUM PRESSURE(BAR)	3-4
MAX.TEMPERATURE	55°C
MIN.TEMPERATURE	0°C



-  **IMPORTANTE :**
POR FAVOR, VACIE EL TANQUE DE AGUA CUANDO VAYA A ESTAR MUCHO TIEMPO SIN USARLO, CON EL FIN DE PREVENIR BACTERIAS, HONGOS, ETC
-  **IMPORTANT :**
PLEASE EMPTY THE WATER TANK WHEN YOU ARE NOT GOING TO USE IT FOR A LONG TIME, IN ORDER TO PREVENT BACTERIA, FUNGUS, ETC.
-  **IMPORTANT :**
VEUILLEZ VIDER LE RÉSERVOIR D'EAU LORSQUE VOUS NE L'UTILISEZ PAS PENDANT UNE LONGUE PÉRIODE, AFIN D'ÉVITER LES BACTÉRIES, LES CHAMPIGNONS, ETC.
-  **IMPORTANTE :**
ESVAZIAR O RESERVATÓRIO DE ÁGUA QUANDO NÃO O UTILIZAR DURANTE UM LONGO PERÍODO DE TEMPO, PARA EVITAR BACTÉRIAS, FUNGOS, ETC.
-  **IMPORTANTE:**
SVUOTARE IL SERBATOIO DELL'ACQUA QUANDO NON SI UTILIZZA PER LUNGO TEMPO, PER EVITARE BATTERI, FUNGHI, ECC.



GPP015/ACL
GRIFERÍA DE PISCINA PHOENIX ACERO S.316 ROSA CORAL



PHOENIX

GPP015/AMK

PHOENIX SERIES

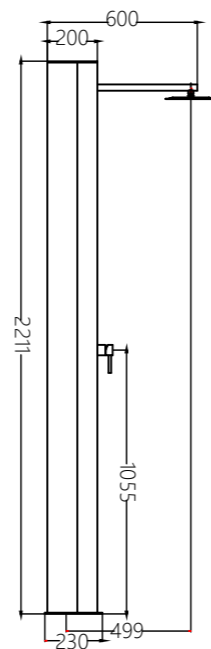



PHOENIX SERIES








FLOW RATE REF GPP015/AMK

TOP SHOWER 0.1MPA(L/MIN)	4.4
TOP SHOWER 0.3MPA(L/MIN)	12.1
TOP SHOWER 0.5MPA(L/MIN)	16.8



PRODUCT SIZE(CM)	230*36*31.5
WEIGHT(KG)	18
GUARANTEE	10 YEARS
MAX.PRESSURE(BAR)	8
MIN.PRESSURE(BAR)	1
OPTIMUM PRESSURE(BAR)	3-4
MAX.TEMPERATURE	55°C
MIN.TEMPERATURE	0°C



-  **IMPORTANTE :**
POR FAVOR, VACIE EL TANQUE DE AGUA CUANDO VAYA A ESTAR MUCHO TIEMPO SIN USARLO, CON EL FIN DE PREVENIR BACTERIAS, HONGOS, ETC
-  **IMPORTANT :**
PLEASE EMPTY THE WATER TANK WHEN YOU ARE NOT GOING TO USE IT FOR A LONG TIME, IN ORDER TO PREVENT BACTERIA, FUNGUS, ETC.
-  **IMPORTANT :**
VEUILLEZ VIDER LE RÉSERVOIR D'EAU LORSQUE VOUS NE L'UTILISEZ PAS PENDANT UNE LONGUE PÉRIODE, AFIN D'ÉVITER LES BACTÉRIES, LES CHAMPIGNONS, ETC.
-  **IMPORTANTE :**
ESVAZIAR O RESERVATÓRIO DE ÁGUA QUANDO NÃO O UTILIZAR DURANTE UM LONGO PERÍODO DE TEMPO, PARA EVITAR BACTÉRIAS, FUNGOS, ETC.
-  **IMPORTANTE:**
SVUOTARE IL SERBATOIO DELL'ACQUA QUANDO NON SI UTILIZZA PER LUNGO TEMPO, PER EVITARE BATTERI, FUNGHI, ECC.



GPP015/AMK

GRIFERÍA DE PISCINA PHOENIX ACERO S.316 MOKA



PHOENIX

GPP015/AGCB

PHOENIX SERIES

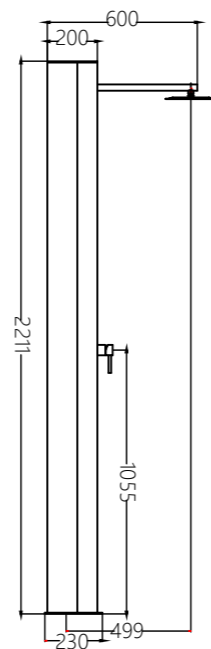


PHOENIX SERIES








FLOW RATE REF GPP015/AGCB

TOP SHOWER 0.1MPA(L/MIN)	4.4
TOP SHOWER 0.3MPA(L/MIN)	12.1
TOP SHOWER 0.5MPA(L/MIN)	16.8




PRODUCT SIZE(CM)	230*36*31.5
WEIGHT(KG)	18
GUARANTEE	10 YEARS
MAX.PRESSURE(BAR)	8
MIN.PRESSURE(BAR)	1
OPTIMUM PRESSURE(BAR)	3-4
MAX.TEMPERATURE	55°C
MIN.TEMPERATURE	0°C



-  **IMPORTANTE :**
POR FAVOR, VACIE EL TANQUE DE AGUA CUANDO VAYA A ESTAR MUCHO TIEMPO SIN USARLO, CON EL FIN DE PREVENIR BACTERIAS, HONGOS, ETC
-  **IMPORTANT :**
PLEASE EMPTY THE WATER TANK WHEN YOU ARE NOT GOING TO USE IT FOR A LONG TIME, IN ORDER TO PREVENT BACTERIA, FUNGUS, ETC.
-  **IMPORTANT :**
VEUILLEZ VIDER LE RÉSERVOIR D'EAU LORSQUE VOUS NE L'UTILISEZ PAS PENDANT UNE LONGUE PÉRIODE, AFIN D'ÉVITER LES BACTÉRIES, LES CHAMPIGNONS, ETC.
-  **IMPORTANTE :**
ESVAZIAR O RESERVATÓRIO DE ÁGUA QUANDO NÃO O UTILIZAR DURANTE UM LONGO PERÍODO DE TEMPO, PARA EVITAR BACTÉRIAS, FUNGOS, ETC.
-  **IMPORTANTE:**
SVUOTARE IL SERBATOIO DELL'ACQUA QUANDO NON SI UTILIZZA PER LUNGO TEMPO, PER EVITARE BATTERI, FUNGHI, ECC.




GPP015/AGCB
GRIFERÍA DE PISCINA PHOENIX ACERO S.316 GRIS COBALTO



NIAGARA

CPN001/AC

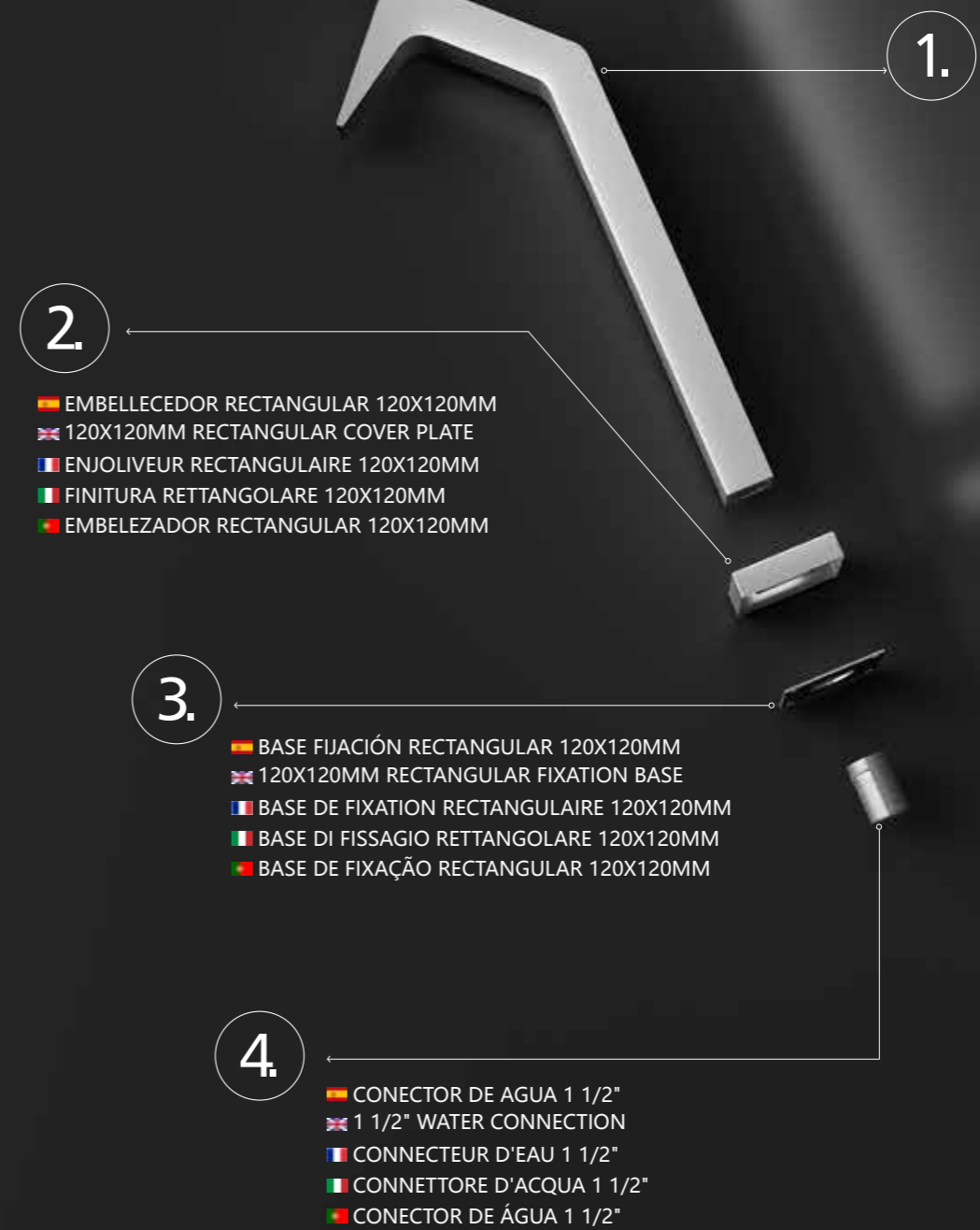
NIAGARA SERIES



NIAGARA SERIES



- 🇪🇸 CUERPO DE CASCADA 60X55MM
- 🇬🇧 60X55MM WATERFALL BODY
- 🇫🇷 CORPS DE CASCADE 60X55MM
- 🇮🇹 CORPO CASCATA 60X55MM
- 🇵🇹 CORPO DA CASCATA 60X55MM








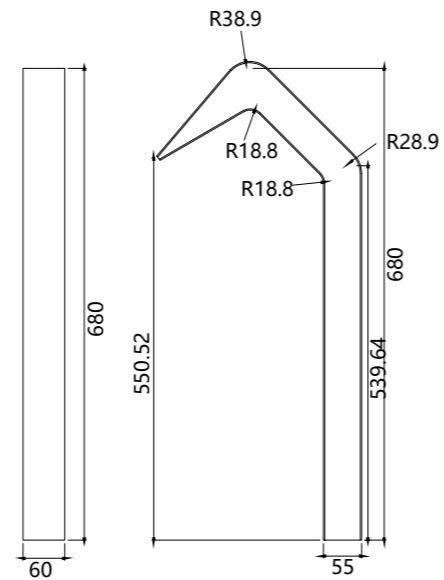
- 2.**
- 🇪🇸 EMBELLECEDOR RECTANGULAR 120X120MM
 - 🇬🇧 120X120MM RECTANGULAR COVER PLATE
 - 🇫🇷 ENJOLIVEUR RECTANGULAIRE 120X120MM
 - 🇮🇹 FINITURA RETTANGOLARE 120X120MM
 - 🇵🇹 EMBELEZADOR RECTANGULAR 120X120MM

- 3.**
- 🇪🇸 BASE FIJACIÓN RECTANGULAR 120X120MM
 - 🇬🇧 120X120MM RECTANGULAR FIXATION BASE
 - 🇫🇷 BASE DE FIXATION RECTANGULAIRE 120X120MM
 - 🇮🇹 BASE DI FISSAGIO RETTANGOLARE 120X120MM
 - 🇵🇹 BASE DE FIXAÇÃO RECTANGULAR 120X120MM

- 4.**
- 🇪🇸 CONECTOR DE AGUA 1 1/2"
 - 🇬🇧 1 1/2" WATER CONNECTION
 - 🇫🇷 CONNECTEUR D'EAU 1 1/2"
 - 🇮🇹 CONNETTORE D'ACQUA 1 1/2"
 - 🇵🇹 CONECTOR DE ÁGUA 1 1/2"



-  GOMA DE PROTECCIÓN INCLUIDA - INSTALACIÓN OPCIONAL
-  RUBBER PROTECTION INCLUDED - OPTIONAL INSTALLATION
-  GOMME DE PROTECTION INCLUSE - INSTALLATION OPTIONNELLE
-  GUARNIZIONI DI PROTEZIONE INCLUSA - INSTALLAZIONE OPZIONALE
-  BORRACHA DE PROTEÇÃO INCLuíDA - INSTALAÇÃO OPCIONAL



PRODUCT SIZE(CM)	72.5*32.5*9
WEIGHT(KG)	3.7
GUARANTEE	10 YEARS
MAX.PRESSURE(BAR)	8
MIN.PRESSURE(BAR)	1
OPTIMUM PRESSURE(BAR)	3-4
MAX.TEMPERATURE	55°C
MIN.TEMPERATURE	0°C



CPN001/AC


CASCADA DE PISCINA 6CM NIAGARA
ACERO S.316



NIAGARA






CPN001/ANG

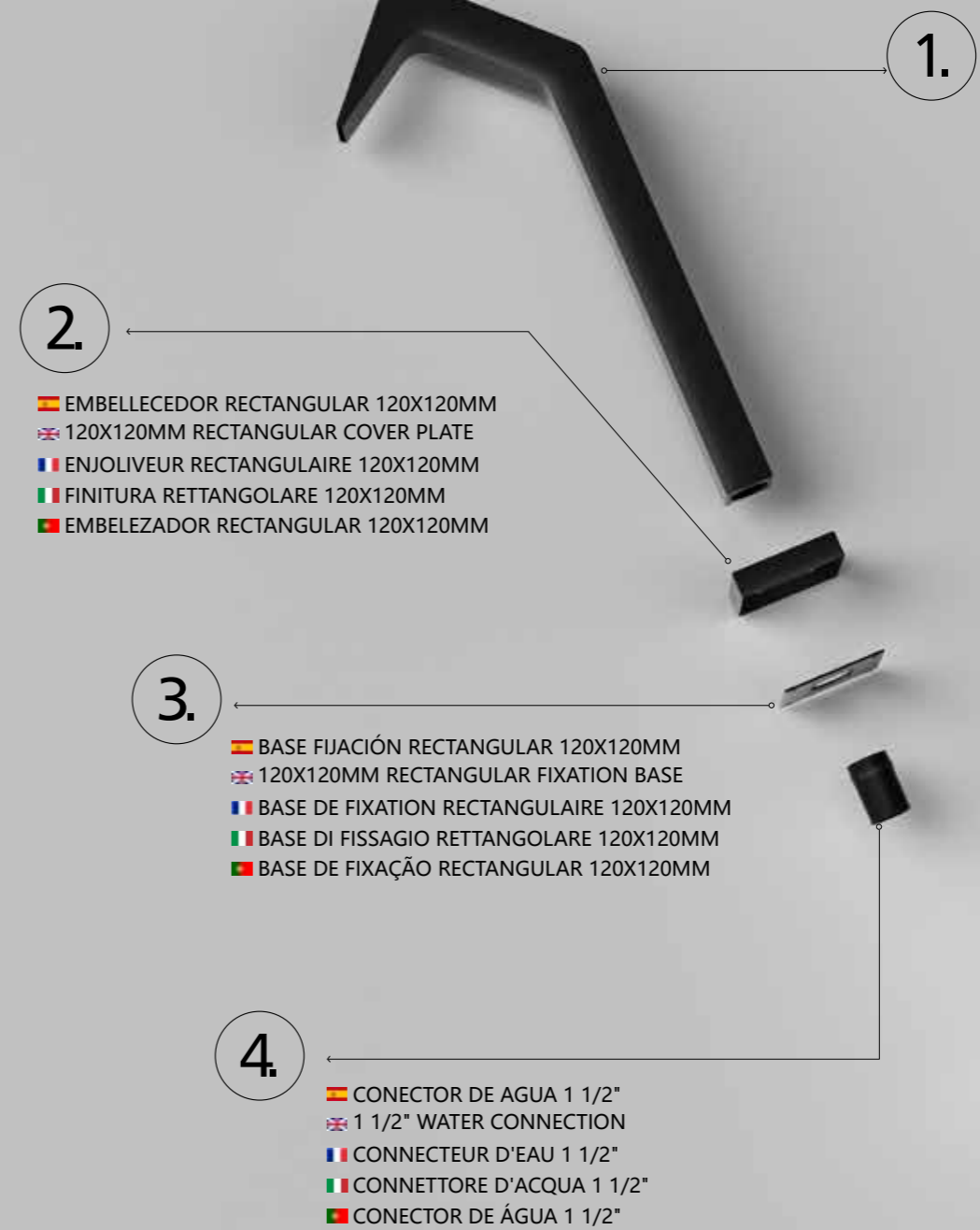
NIAGARA SERIES









NIAGARA SERIES




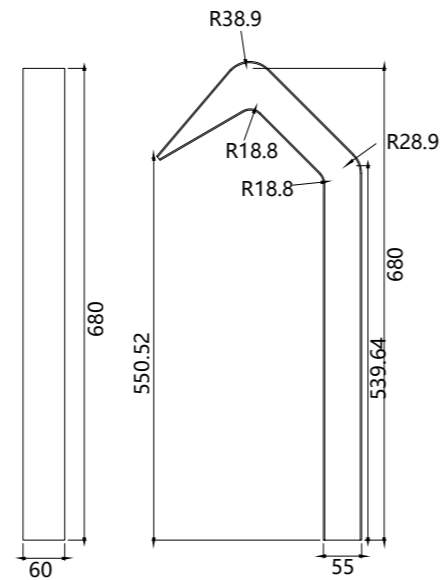
-  CUERPO DE CASCADA 60X55MM
-  60X55MM WATERFALL BODY
-  CORPS DE CASCADE 60X55MM
-  CORPO CASCATA 60X55MM
-  CORPO DA CASCATA 60X55MM





-  GOMA DE PROTECCIÓN INCLUIDA - INSTALACIÓN OPCIONAL
-  RUBBER PROTECTION INCLUDED - OPTIONAL INSTALLATION
-  GOMME DE PROTECTION INCLUSE - INSTALLATION OPTIONNELLE
-  GUARNIZIONIDI PROTEZIONE INCLUSA - INSTALLAZIONE OPZIONALE
-  BORRACHA DE PROTECCÃO INCLUÍDA - INSTALAÇÃO OPCIONAL

PRODUCT SIZE(CM)	72.5*32.5*9
WEIGHT(KG)	3.7
GUARANTEE	10 YEARS
MAX.PRESSURE(BAR)	8
MIN.PRESSURE(BAR)	1
OPTIMUM PRESSURE(BAR)	3-4
MAX.TEMPERATURE	55°C
MIN.TEMPERATURE	0°C




CPN001/ANG
 CASCADA DE PISCINA 6CM NIAGARA
 ACERO S.316 NEGRO MATE



NIAGARA






CPN001/AAO

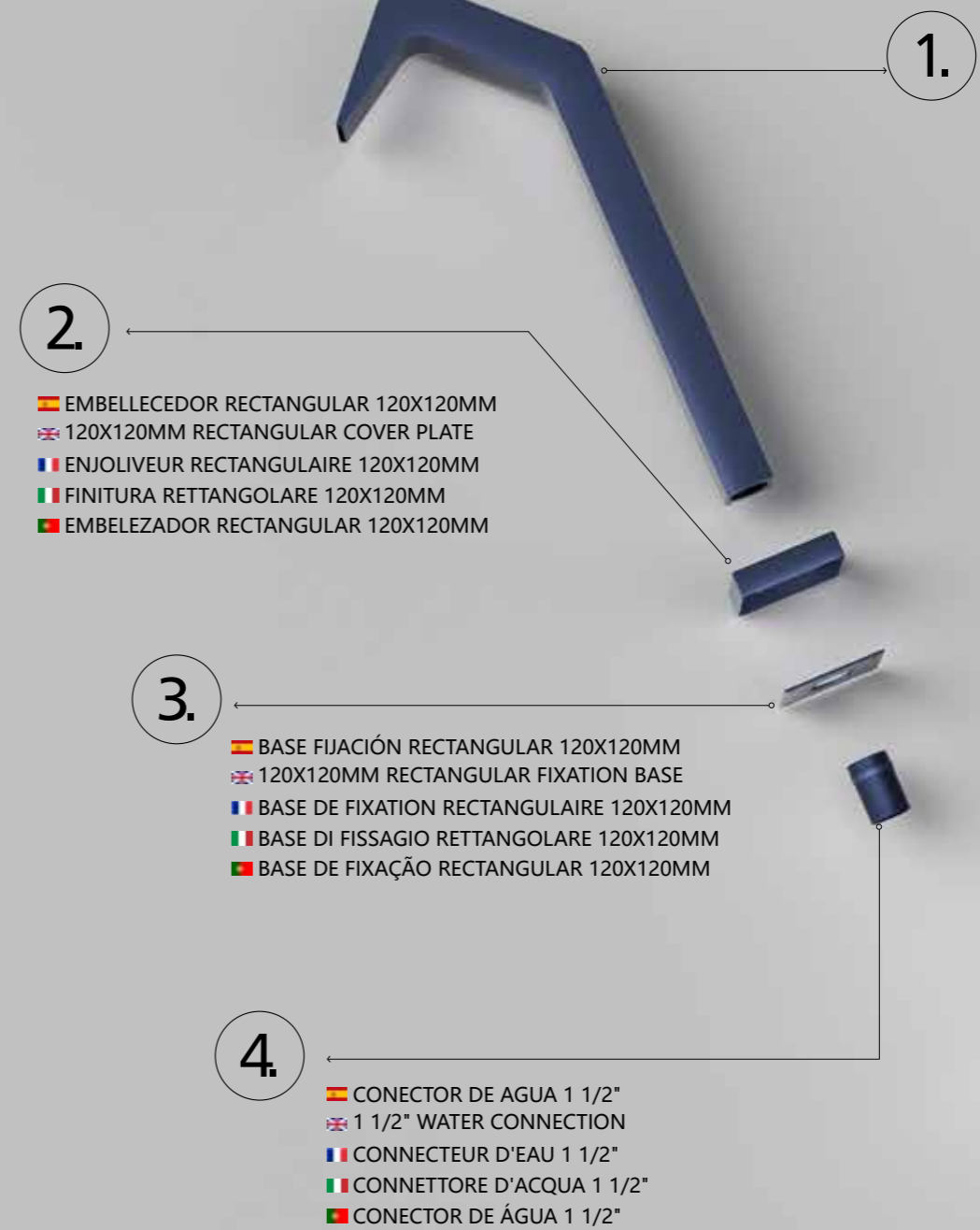
NIAGARA^{SERIES}













NIAGARA^{SERIES}









-  CUERPO DE CASCADA 60X55MM
-  60X55MM WATERFALL BODY
-  CORPS DE CASCADE 60X55MM
-  CORPO CASCATA 60X55MM
-  CORPO DA CASCATA 60X55MM








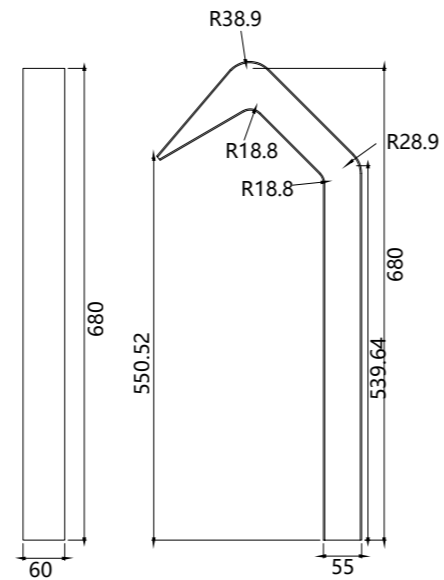
- 2.**
-  EMBELLECEDOR RECTANGULAR 120X120MM
 -  120X120MM RECTANGULAR COVER PLATE
 -  ENJOLIVEUR RECTANGULAIRE 120X120MM
 -  FINITURA RETTANGOLARE 120X120MM
 -  EMBELEZADOR RECTANGULAR 120X120MM

- 3.**
-  BASE FIJACIÓN RECTANGULAR 120X120MM
 -  120X120MM RECTANGULAR FIXATION BASE
 -  BASE DE FIXATION RECTANGULAIRE 120X120MM
 -  BASE DI FISSAGIO RETTANGOLARE 120X120MM
 -  BASE DE FIXAÇÃO RECTANGULAR 120X120MM

- 4.**
-  CONECTOR DE AGUA 1 1/2"
 -  1 1/2" WATER CONNECTION
 -  CONNECTEUR D'EAU 1 1/2"
 -  CONNETTORE D'ACQUA 1 1/2"
 -  CONECTOR DE ÁGUA 1 1/2"



-  GOMA DE PROTECCIÓN INCLUIDA - INSTALACIÓN OPCIONAL
-  RUBBER PROTECTION INCLUDED - OPTIONAL INSTALLATION
-  GOMME DE PROTECTION INCLUSE - INSTALLATION OPTIONNELLE
-  GUARNIZIONI DI PROTEZIONE INCLUSA - INSTALLAZIONE OPZIONALE
-  BORRACHA DE PROTEÇÃO INCLuíDA - INSTALAÇÃO OPCIONAL



PRODUCT SIZE(CM)	72.5*32.5*9
WEIGHT(KG)	3.7
GUARANTEE	10 YEARS
MAX.PRESSURE(BAR)	8
MIN.PRESSURE(BAR)	1
OPTIMUM PRESSURE(BAR)	3-4
MAX.TEMPERATURE	55°C
MIN.TEMPERATURE	0°C



CPN001/AAO


CASCADA DE PISCINA 6CM NIAGARA
ACERO S.316 AZUL OCÉANO



NIAGARA






CPN001/ACL

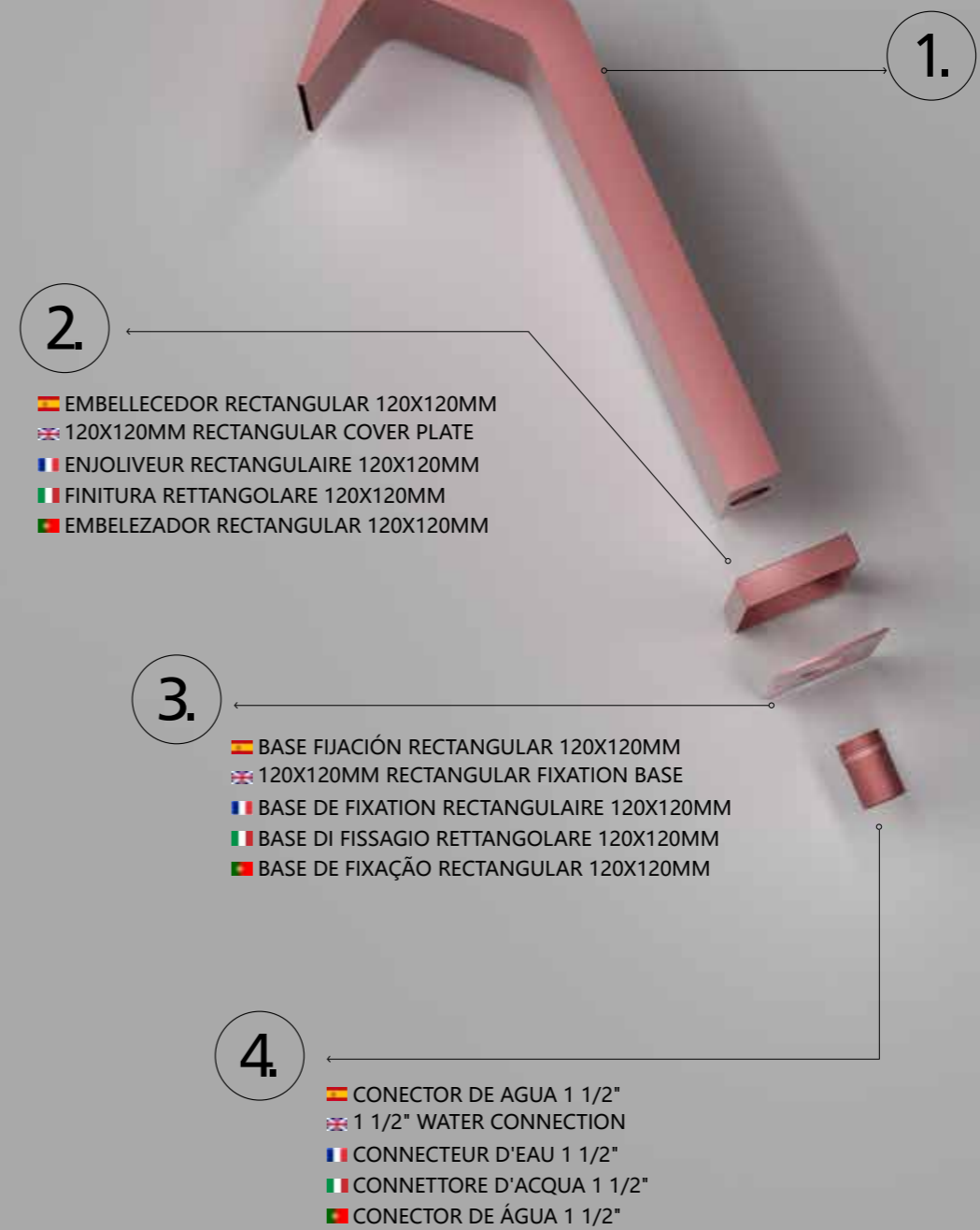
NIAGARA SERIES




NIAGARA SERIES

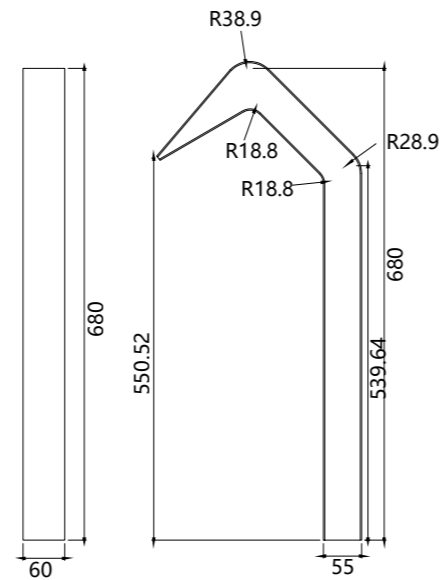


-  CUERPO DE CASCADA 60X55MM
-  60X55MM WATERFALL BODY
-  CORPS DE CASCADE 60X55MM
-  CORPO CASCATA 60X55MM
-  CORPO DA CASCATA 60X55MM





- GOMA DE PROTECCIÓN INCLUIDA - INSTALACIÓN OPCIONAL
- RUBBER PROTECTION INCLUDED - OPTIONAL INSTALLATION
- GOMME DE PROTECTION INCLUSE - INSTALLATION OPTIONNELLE
- GUARNIZIONIDI PROTEZIONE INCLUSA - INSTALLAZIONE OPZIONALE
- BORRACHA DE PROTECCÃO INCLUÍDA - INSTALAÇÃO OPCIONAL



PRODUCT SIZE(CM)	72.5*32.5*9
WEIGHT(KG)	3.7
GUARANTEE	10 YEARS
MAX.PRESSURE(BAR)	8
MIN.PRESSURE(BAR)	1
OPTIMUM PRESSURE(BAR)	3-4
MAX.TEMPERATURE	55°C
MIN.TEMPERATURE	0°C



CPN001/ACL
 CASCADA DE PISCINA 6CM NIAGARA
 ACERO S.316 ROSA CORAL



NIAGARA






CPN001/AMK

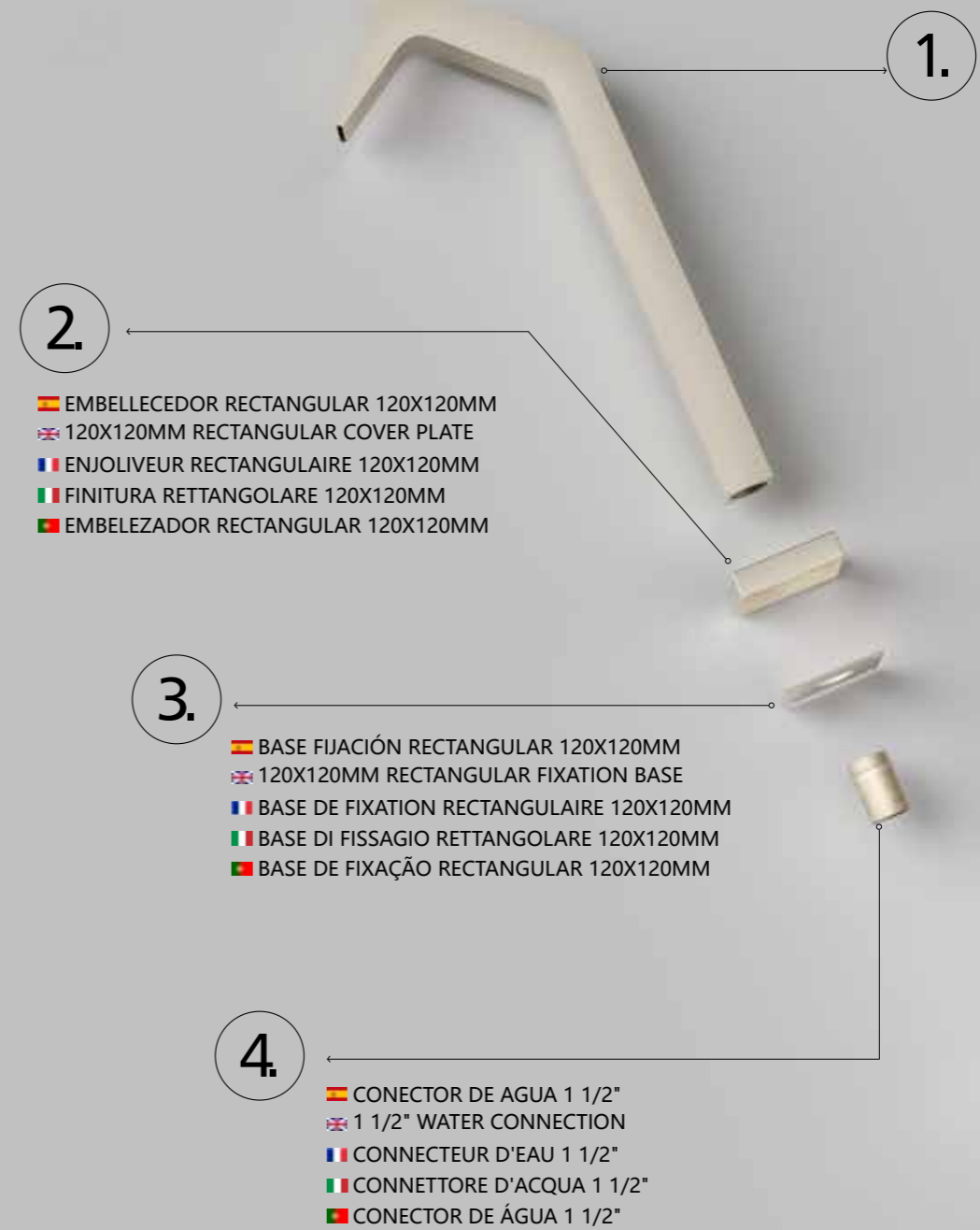
NIAGARA SERIES













NIAGARA SERIES









-  CUERPO DE CASCADA 60X55MM
-  60X55MM WATERFALL BODY
-  CORPS DE CASCADE 60X55MM
-  CORPO CASCATA 60X55MM
-  CORPO DA CASCATA 60X55MM








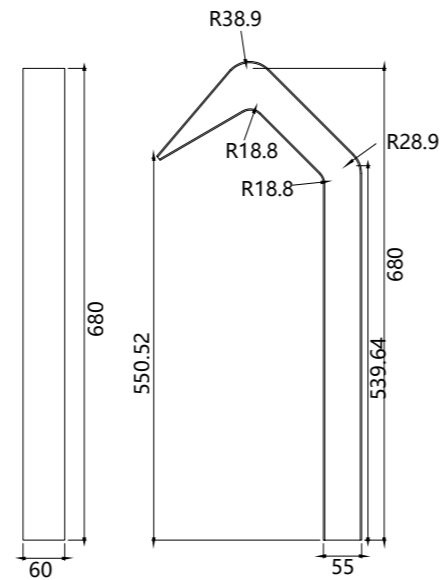
- 2.**
-  EMBELLECEDOR RECTANGULAR 120X120MM
 -  120X120MM RECTANGULAR COVER PLATE
 -  ENJOLIVEUR RECTANGULAIRE 120X120MM
 -  FINITURA RETTANGOLARE 120X120MM
 -  EMBELEZADOR RECTANGULAR 120X120MM

- 3.**
-  BASE FIJACIÓN RECTANGULAR 120X120MM
 -  120X120MM RECTANGULAR FIXATION BASE
 -  BASE DE FIXATION RECTANGULAIRE 120X120MM
 -  BASE DI FISSAGIO RETTANGOLARE 120X120MM
 -  BASE DE FIXAÇÃO RECTANGULAR 120X120MM

- 4.**
-  CONECTOR DE AGUA 1 1/2"
 -  1 1/2" WATER CONNECTION
 -  CONNECTEUR D'EAU 1 1/2"
 -  CONNETTORE D'ACQUA 1 1/2"
 -  CONECTOR DE ÁGUA 1 1/2"



-  GOMA DE PROTECCIÓN INCLUIDA - INSTALACIÓN OPCIONAL
-  RUBBER PROTECTION INCLUDED - OPTIONAL INSTALLATION
-  GOMME DE PROTECTION INCLUSE - INSTALLATION OPTIONNELLE
-  GUARNIZIONIDI PROTEZIONE INCLUSA - INSTALLAZIONE OPZIONALE
-  BORRACHA DE PROTECCÃO INCLUÍDA - INSTALAÇÃO OPCIONAL



PRODUCT SIZE(CM)	72.5*32.5*9
WEIGHT(KG)	3.7
GUARANTEE	10 YEARS
MAX.PRESSURE(BAR)	8
MIN.PRESSURE(BAR)	1
OPTIMUM PRESSURE(BAR)	3-4
MAX.TEMPERATURE	55°C
MIN.TEMPERATURE	0°C



CPN001/AMK
 CASCADA DE PISCINA 6CM NIAGARA
 ACERO S.316 MOKA



NIAGARA






CPN001/AGCB

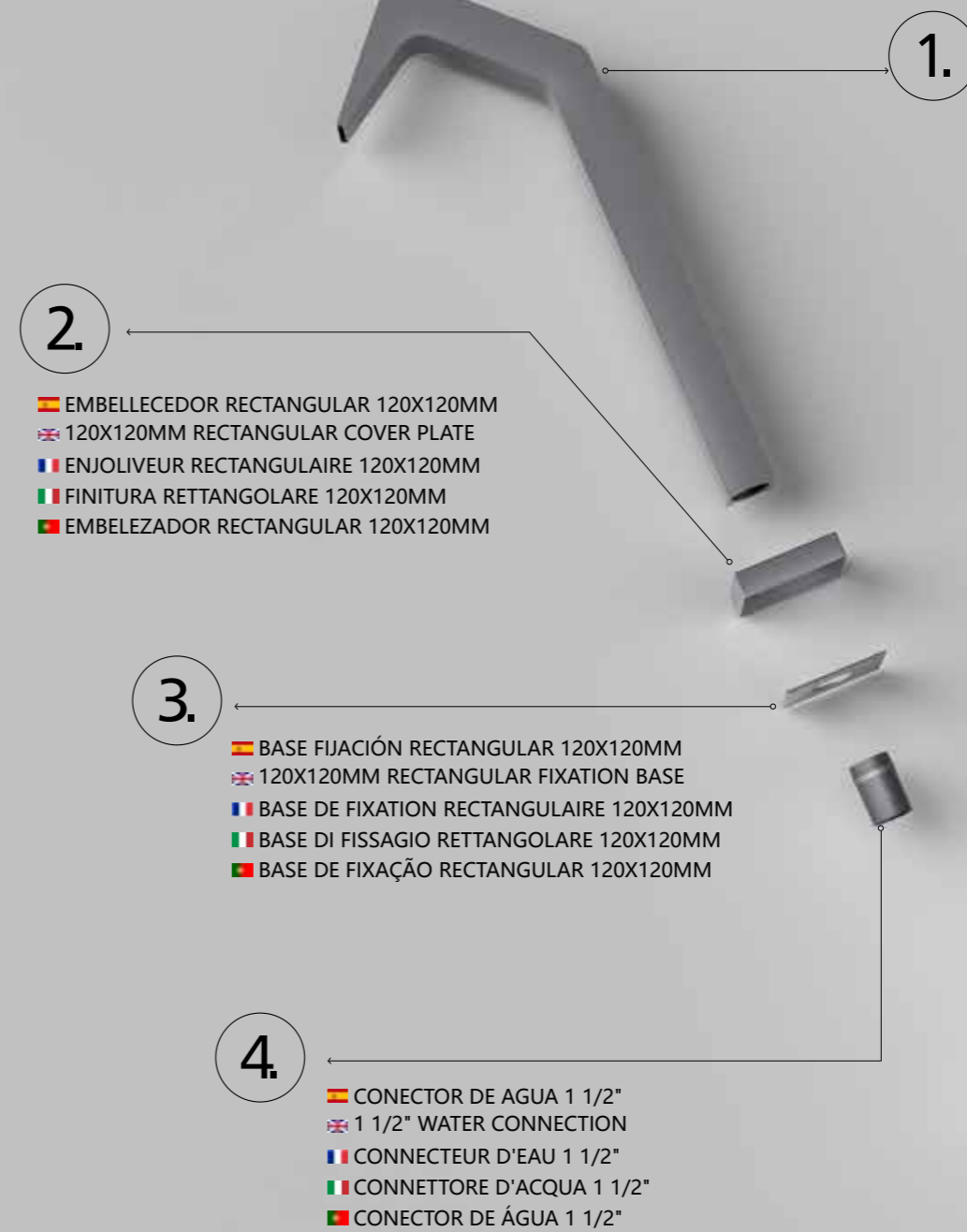
NIAGARA^{SERIES}













NIAGARA^{SERIES}









-  CUERPO DE CASCADA 60X55MM
-  60X55MM WATERFALL BODY
-  CORPS DE CASCADE 60X55MM
-  CORPO CASCATA 60X55MM
-  CORPO DA CASCATA 60X55MM








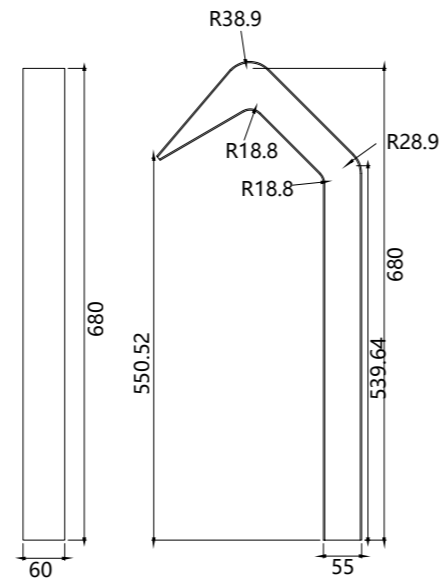
- 2.**
-  EMBELLECEDOR RECTANGULAR 120X120MM
 -  120X120MM RECTANGULAR COVER PLATE
 -  ENJOLIVEUR RECTANGULAIRE 120X120MM
 -  FINITURA RETTANGOLARE 120X120MM
 -  EMBELEZADOR RECTANGULAR 120X120MM

- 3.**
-  BASE FIJACIÓN RECTANGULAR 120X120MM
 -  120X120MM RECTANGULAR FIXATION BASE
 -  BASE DE FIXATION RECTANGULAIRE 120X120MM
 -  BASE DI FISSAGIO RETTANGOLARE 120X120MM
 -  BASE DE FIXAÇÃO RECTANGULAR 120X120MM

- 4.**
-  CONECTOR DE AGUA 1 1/2"
 -  1 1/2" WATER CONNECTION
 -  CONNECTEUR D'EAU 1 1/2"
 -  CONNETTORE D'ACQUA 1 1/2"
 -  CONECTOR DE ÁGUA 1 1/2"



-  GOMA DE PROTECCIÓN INCLUIDA - INSTALACIÓN OPCIONAL
-  RUBBER PROTECTION INCLUDED - OPTIONAL INSTALLATION
-  GOMME DE PROTECTION INCLUSE - INSTALLATION OPTIONNELLE
-  GUARNIZIONIDI PROTEZIONE INCLUSA - INSTALLAZIONE OPZIONALE
-  BORRACHA DE PROTECCÃO INCLUÍDA - INSTALAÇÃO OPCIONAL



PRODUCT SIZE(CM)	72.5*32.5*9
WEIGHT(KG)	3.7
GUARANTEE	10 YEARS
MAX.PRESSURE(BAR)	8
MIN.PRESSURE(BAR)	1
OPTIMUM PRESSURE(BAR)	3-4
MAX.TEMPERATURE	55°C
MIN.TEMPERATURE	0°C




CPN001/AGCB
 CASCADA DE PISCINA 6CM NIAGARA
 ACERO S.316 GRIS COBALTO



NIAGARA






CPN002/AC

NIAGARA^{SERIES}













NIAGARA^{SERIES}






-  CUERPO DE CASCADA 150X55MM
-  150X55MM WATERFALL BODY
-  CORPS DE CASCADE 150X55MM
-  CORPO CASCATA 150X55MM
-  CORPO DA CASCATA 150X55MM








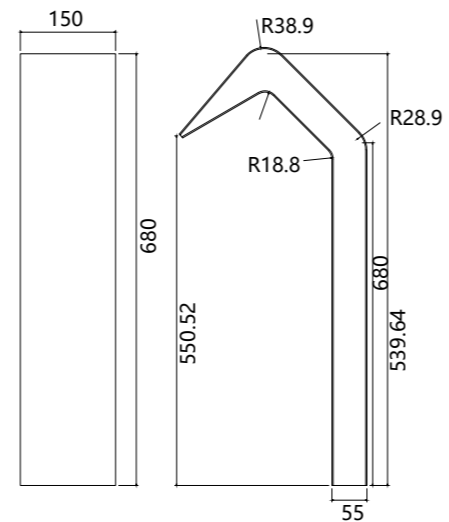
- 2.**
-  EMBELLECEDOR RECTANGULAR 180X120MM
 -  180X120MM RECTANGULAR COVER PLATE
 -  ENJOLIVEUR RECTANGULAIRE 180X120MM
 -  FINITURA RETTANGOLARE 180X120MM
 -  EMBELEZADOR RECTANGULAR 180X120MM

- 3.**
-  BASE FIJACIÓN RECTANGULAR 150X115MM
 -  150X115MM RECTANGULAR FIXATION BASE
 -  BASE DE FIXATION RECTANGULAIRE 150X115MM
 -  BASE DI FISSAGIO RETTANGOLARE 150X115MM
 -  BASE DE FIXAÇÃO RECTANGULAR 150X115MM

- 4.**
-  CONECTOR DE AGUA 1 1/2"
 -  1 1/2" WATER CONNECTION
 -  CONNECTEUR D'EAU 1 1/2"
 -  CONNETTORE D'ACQUA 1 1/2"
 -  CONECTOR DE ÁGUA 1 1/2"



-  GOMA DE PROTECCIÓN INCLUIDA - INSTALACIÓN OPCIONAL
-  RUBBER PROTECTION INCLUDED - OPTIONAL INSTALLATION
-  GOMME DE PROTECTION INCLUSE - INSTALLATION OPTIONNELLE
-  GUARNIZIONIDI PROTEZIONE INCLUSA - INSTALLAZIONE OPZIONALE
-  BORRACHA DE PROTECCÃO INCLUÍDA - INSTALAÇÃO OPCIONAL



PRODUCT SIZE(CM)	72.5*32.5*18
WEIGHT(KG)	6.2
GUARANTEE	10 YEARS
MAX.PRESSURE(BAR)	8
MIN.PRESSURE(BAR)	1
OPTIMUM PRESSURE(BAR)	3-4
MAX.TEMPERATURE	55°C
MIN.TEMPERATURE	0°C



CPN002/AC

CASCADA DE PISCINA 15CM NIAGARA
ACERO S.316



NIAGARA






CPN002/ANG


NIAGARA^{SERIES}









NIAGARA^{SERIES}

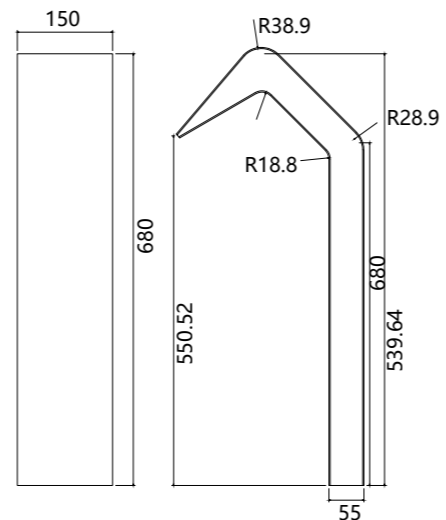


-  CUERPO DE CASCADA 150X55MM
-  150X55MM WATERFALL BODY
-  CORPS DE CASCADE 150X55MM
-  CORPO CASCATA 150X55MM
-  CORPO DA CASCATA 150X55MM





-  GOMA DE PROTECCIÓN INCLUIDA - INSTALACIÓN OPCIONAL
-  RUBBER PROTECTION INCLUDED - OPTIONAL INSTALLATION
-  GOMME DE PROTECTION INCLUSE - INSTALLATION OPTIONNELLE
-  GUARNIZIONI DI PROTEZIONE INCLUSA - INSTALLAZIONE OPZIONALE
-  BORRACHA DE PROTEÇÃO INCLuíDA - INSTALAÇÃO OPCIONAL



PRODUCT SIZE(CM)	72.5*32.5*18
WEIGHT(KG)	6.2
GUARANTEE	10 YEARS
MAX.PRESSURE(BAR)	8
MIN.PRESSURE(BAR)	1
OPTIMUM PRESSURE(BAR)	3-4
MAX.TEMPERATURE	55°C
MIN.TEMPERATURE	0°C



CPN002/ANG


CASCADA DE PISCINA 15CM NIAGARA
ACERO S.316 NEGRO MATE



NIAGARA






CPN002/AAO

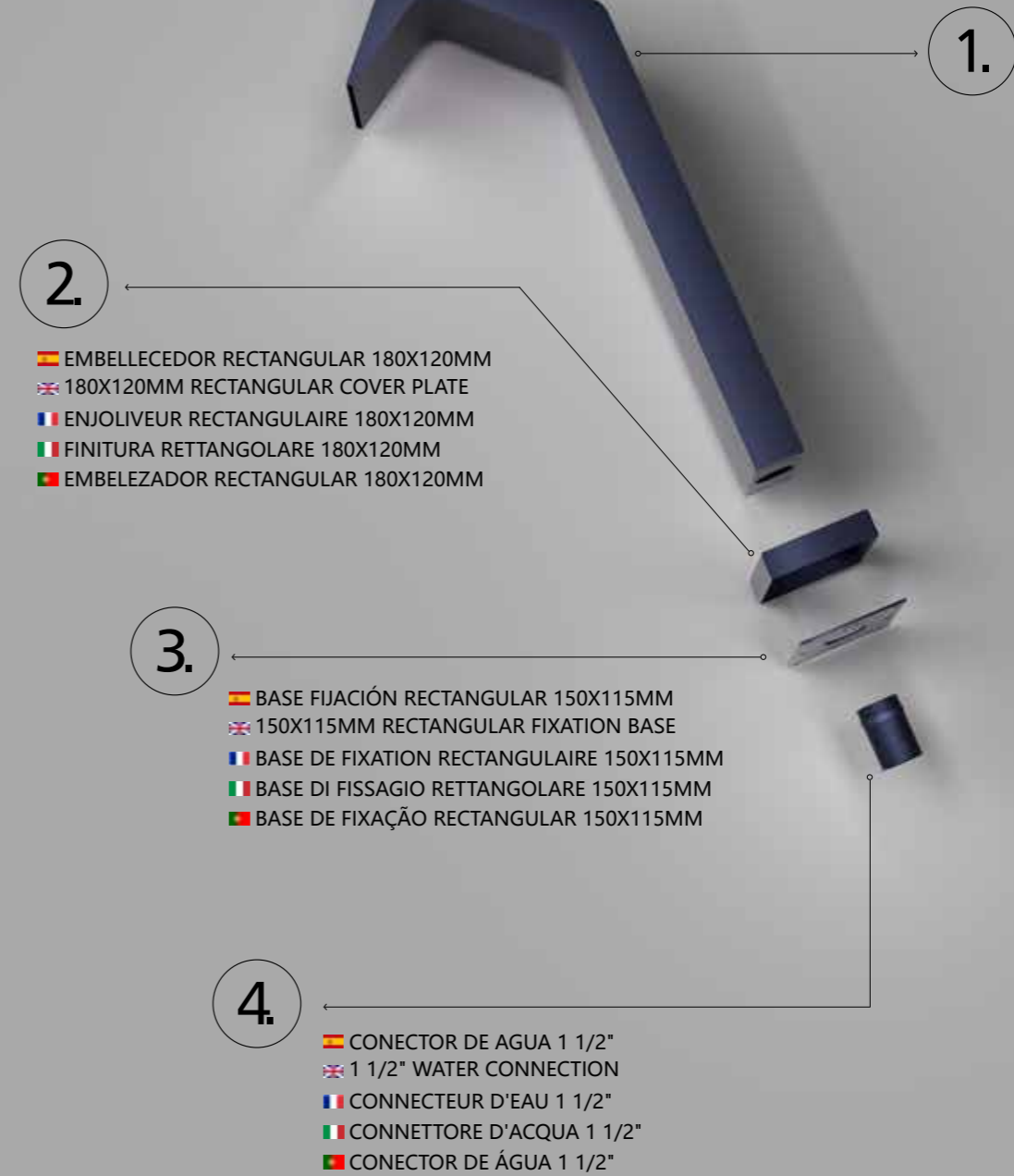
NIAGARA^{SERIES}













NIAGARA^{SERIES}








-  CUERPO DE CASCADA 150X55MM
-  150X55MM WATERFALL BODY
-  CORPS DE CASCADE 150X55MM
-  CORPO CASCATA 150X55MM
-  CORPO DA CASCATA 150X55MM








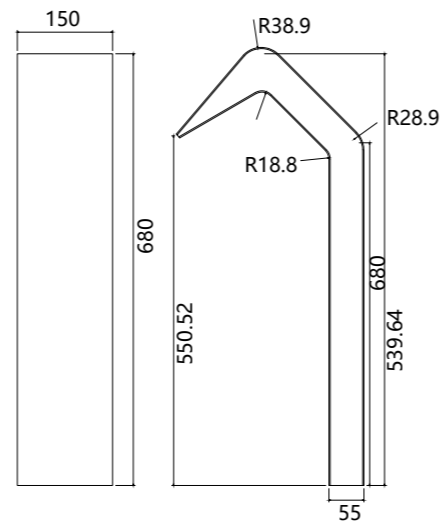
-  EMBELLECEDOR RECTANGULAR 180X120MM
-  180X120MM RECTANGULAR COVER PLATE
-  ENJOLIVEUR RECTANGULAIRE 180X120MM
-  FINITURA RETTANGOLARE 180X120MM
-  EMBELEZADOR RECTANGULAR 180X120MM

-  BASE FIJACIÓN RECTANGULAR 150X115MM
-  150X115MM RECTANGULAR FIXATION BASE
-  BASE DE FIXATION RECTANGULAIRE 150X115MM
-  BASE DI FISSAGIO RETTANGOLARE 150X115MM
-  BASE DE FIXAÇÃO RECTANGULAR 150X115MM

-  CONECTOR DE AGUA 1 1/2"
-  1 1/2" WATER CONNECTION
-  CONNECTEUR D'EAU 1 1/2"
-  CONNETTORE D'ACQUA 1 1/2"
-  CONECTOR DE ÁGUA 1 1/2"



-  GOMA DE PROTECCIÓN INCLUIDA - INSTALACIÓN OPCIONAL
-  RUBBER PROTECTION INCLUDED - OPTIONAL INSTALLATION
-  GOMME DE PROTECTION INCLUSE - INSTALLATION OPTIONNELLE
-  GUARNIZIONIDI PROTEZIONE INCLUSA - INSTALLAZIONE OPZIONALE
-  BORRACHA DE PROTECÇÃO INCLUÍDA - INSTALAÇÃO OPCIONAL



PRODUCT SIZE(CM)	72.5*32.5*18
WEIGHT(KG)	6.2
GUARANTEE	10 YEARS
MAX.PRESSURE(BAR)	8
MIN.PRESSURE(BAR)	1
OPTIMUM PRESSURE(BAR)	3-4
MAX.TEMPERATURE	55°C
MIN.TEMPERATURE	0°C



CPN002/AAO


CASCADA DE PISCINA 15CM NIAGARA
ACERO S.316 AZUL OCÉANO



NIAGARA






CPN002/ACL

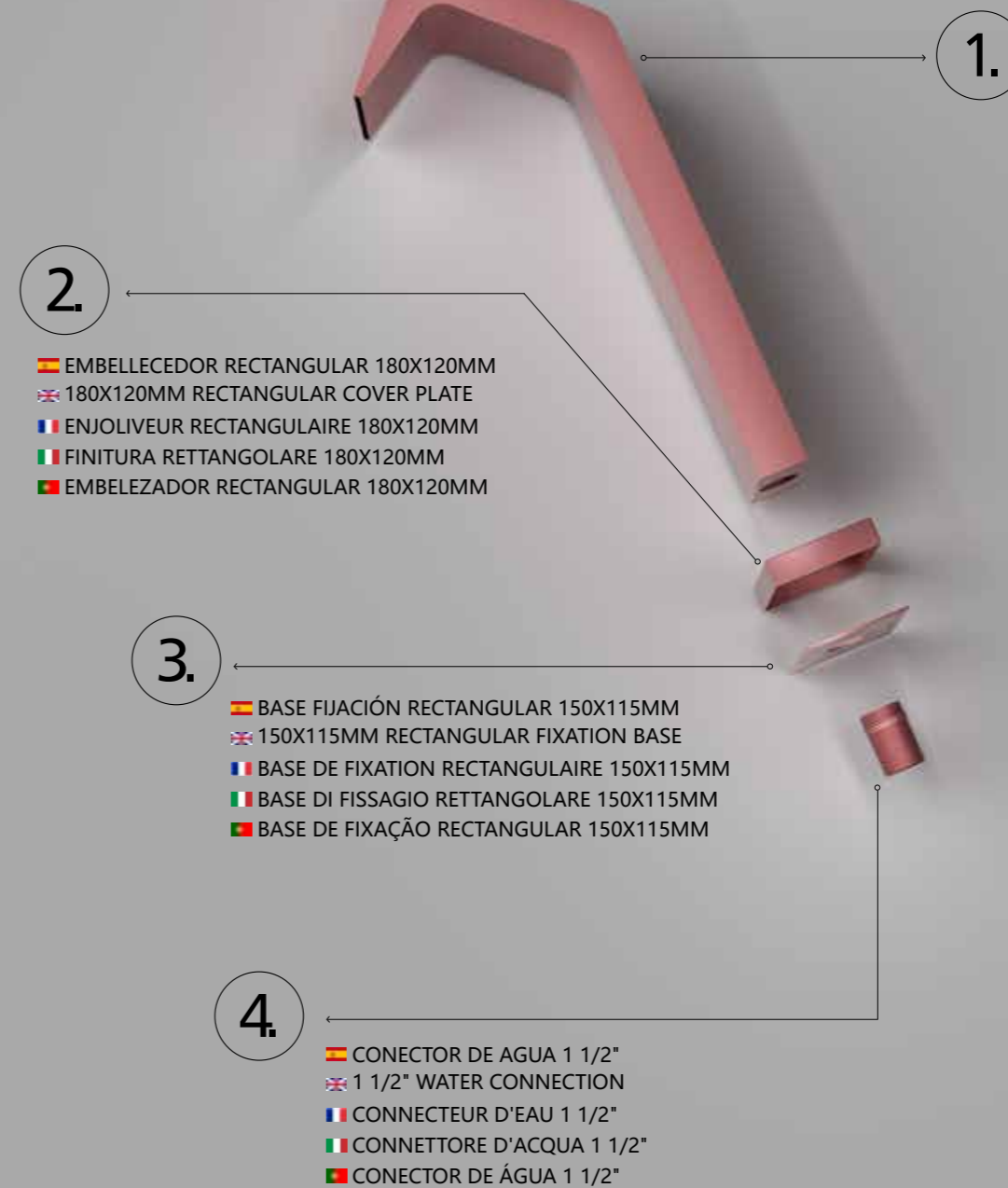
NIAGARA SERIES




NIAGARA SERIES

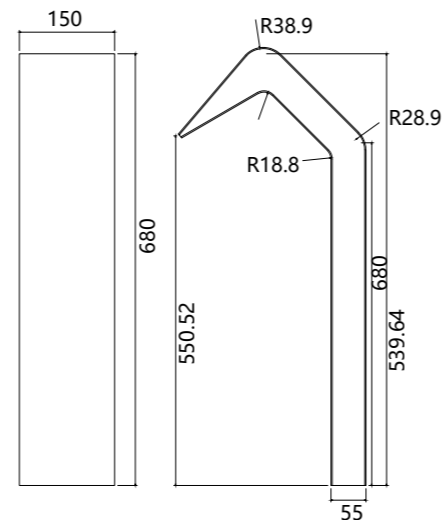


-  CUERPO DE CASCADA 150X55MM
-  150X55MM WATERFALL BODY
-  CORPS DE CASCADE 150X55MM
-  CORPO CASCATA 150X55MM
-  CORPO DA CASCATA 150X55MM





- GOMA DE PROTECCIÓN INCLUIDA - INSTALACIÓN OPCIONAL
- RUBBER PROTECTION INCLUDED - OPTIONAL INSTALLATION
- GOMME DE PROTECTION INCLUSE - INSTALLATION OPTIONNELLE
- GUARNIZIONIDI PROTEZIONE INCLUSA - INSTALLAZIONE OPZIONALE
- BORRACHA DE PROTECCIÓN INCLUIDA - INSTALAÇÃO OPCIONAL



PRODUCT SIZE(CM)	72.5*32.5*18
WEIGHT(KG)	6.2
GUARANTEE	10 YEARS
MAX.PRESSURE(BAR)	8
MIN.PRESSURE(BAR)	1
OPTIMUM PRESSURE(BAR)	3-4
MAX.TEMPERATURE	55°C
MIN.TEMPERATURE	0°C




CPN002/ACL

CASCADA DE PISCINA 15CM NIAGARA
ACERO S.316 ROSA CORAL








NIAGARA

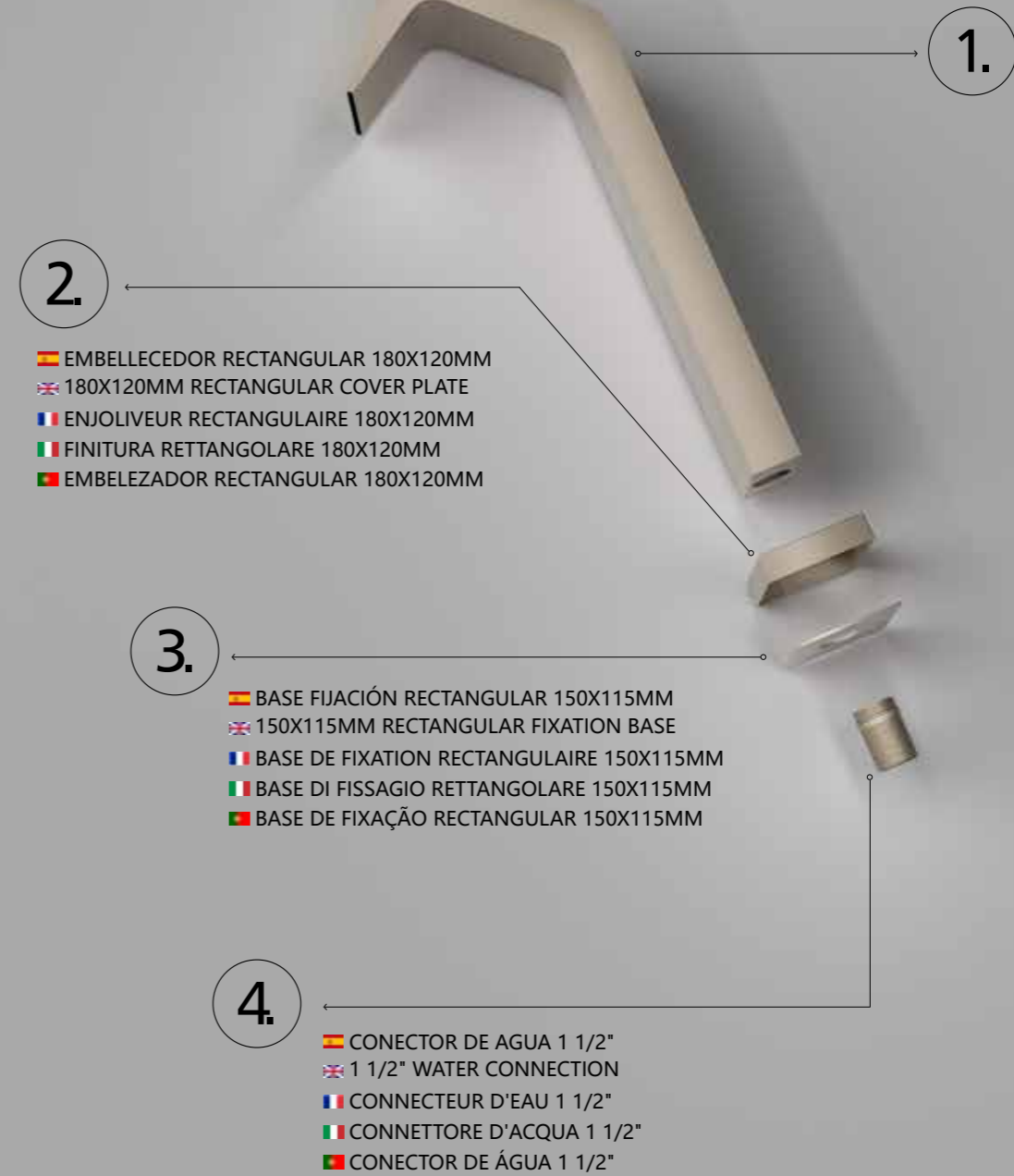
CPN002/AMK









NIAGARA^{SERIES}

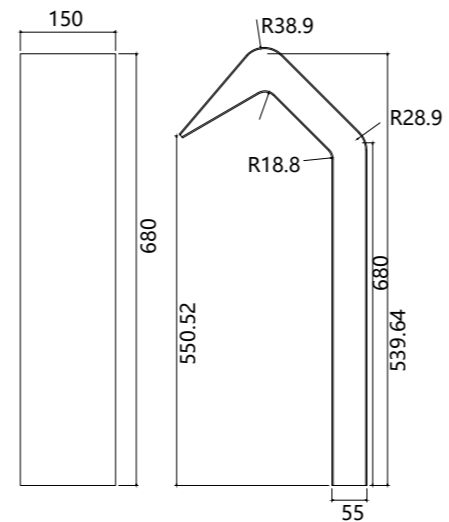


-  CUERPO DE CASCADA 150X55MM
-  150X55MM WATERFALL BODY
-  CORPS DE CASCADE 150X55MM
-  CORPO CASCATA 150X55MM
-  CORPO DA CASCATA 150X55MM





-  GOMA DE PROTECCIÓN INCLUIDA - INSTALACIÓN OPCIONAL
-  RUBBER PROTECTION INCLUDED - OPTIONAL INSTALLATION
-  GOMME DE PROTECTION INCLUSE - INSTALLATION OPTIONNELLE
-  GUARNIZIONIDI PROTEZIONE INCLUSA - INSTALLAZIONE OPZIONALE
-  BORRACHA DE PROTECCÃO INCLUÍDA - INSTALAÇÃO OPCIONAL



PRODUCT SIZE(CM)	72.5*32.5*18
WEIGHT(KG)	6.2
GUARANTEE	10 YEARS
MAX.PRESSURE(BAR)	8
MIN.PRESSURE(BAR)	1
OPTIMUM PRESSURE(BAR)	3-4
MAX.TEMPERATURE	55°C
MIN.TEMPERATURE	0°C




CPN002/AMK
 CASCADA DE PISCINA 15CM NIAGARA
 ACERO S.316 MOKA



NIAGARA






CPN002/AGCB

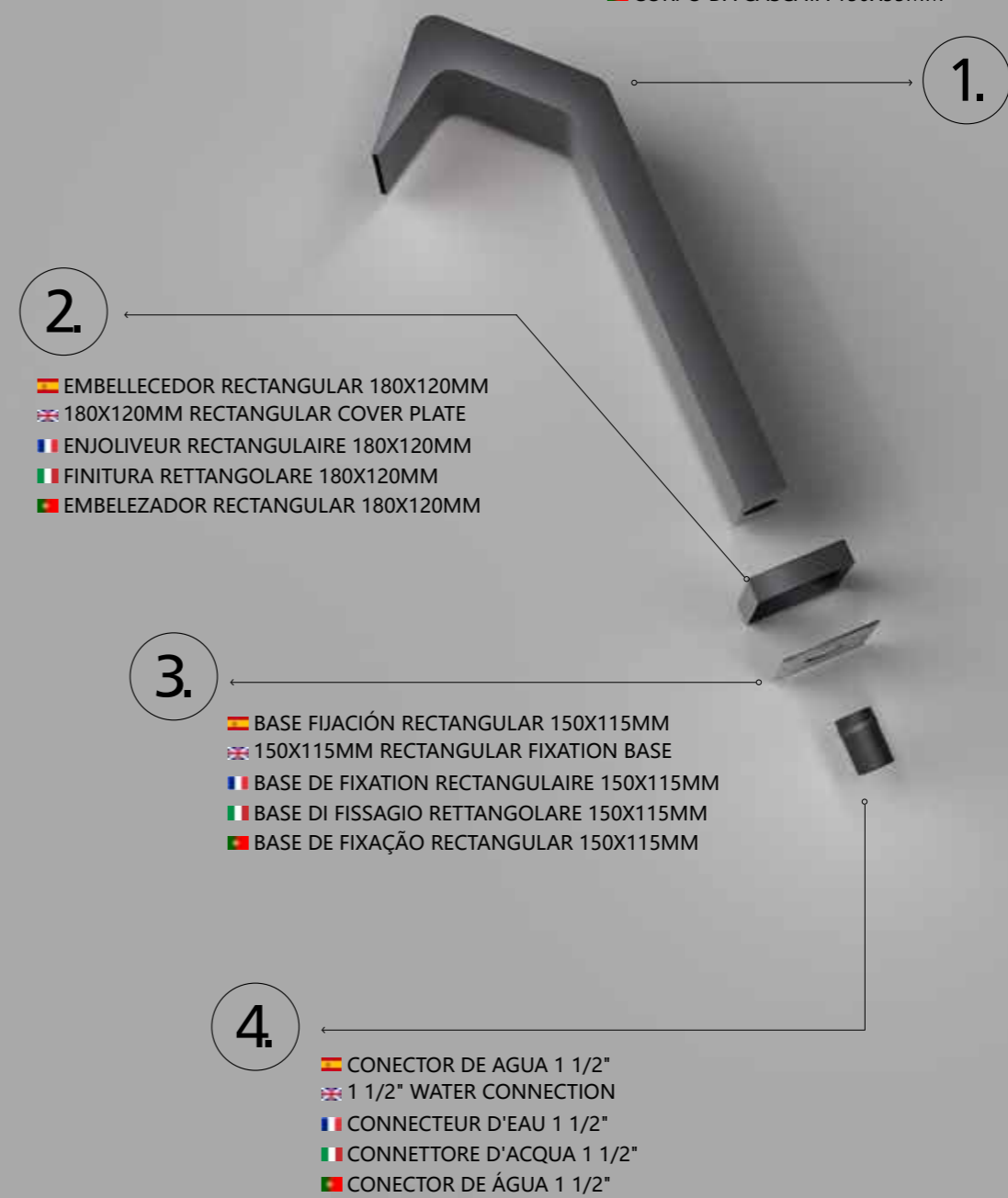
NIAGARA SERIES













NIAGARA SERIES









-  CUERPO DE CASCADA 150X55MM
-  150X55MM WATERFALL BODY
-  CORPS DE CASCADE 150X55MM
-  CORPO CASCATA 150X55MM
-  CORPO DA CASCATA 150X55MM








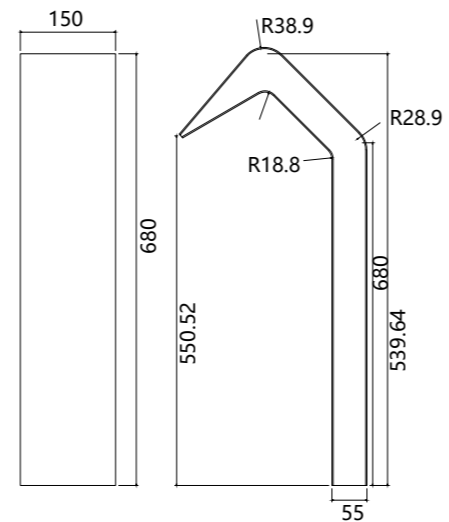
- 2.**
-  EMBELLECEDOR RECTANGULAR 180X120MM
-  180X120MM RECTANGULAR COVER PLATE
-  ENJOLIVEUR RECTANGULAIRE 180X120MM
-  FINITURA RETTANGOLARE 180X120MM
-  EMBELEZADOR RECTANGULAR 180X120MM

- 3.**
-  BASE FIJACIÓN RECTANGULAR 150X115MM
-  150X115MM RECTANGULAR FIXATION BASE
-  BASE DE FIXATION RECTANGULAIRE 150X115MM
-  BASE DI FISSAGIO RETTANGOLARE 150X115MM
-  BASE DE FIXAÇÃO RECTANGULAR 150X115MM

- 4.**
-  CONECTOR DE AGUA 1 1/2"
-  1 1/2" WATER CONNECTION
-  CONNECTEUR D'EAU 1 1/2"
-  CONNETTORE D'ACQUA 1 1/2"
-  CONECTOR DE ÁGUA 1 1/2"



-  GOMA DE PROTECCIÓN INCLUIDA - INSTALACIÓN OPCIONAL
-  RUBBER PROTECTION INCLUDED - OPTIONAL INSTALLATION
-  GOMME DE PROTECTION INCLUSE - INSTALLATION OPTIONNELLE
-  GUARNIZIONIDI PROTEZIONE INCLUSA - INSTALLAZIONE OPZIONALE
-  BORRACHA DE PROTECCÃO INCLUÍDA - INSTALAÇÃO OPCIONAL



PRODUCT SIZE(CM)	72.5*32.5*18
WEIGHT(KG)	6.2
GUARANTEE	10 YEARS
MAX.PRESSURE(BAR)	8
MIN.PRESSURE(BAR)	1
OPTIMUM PRESSURE(BAR)	3-4
MAX.TEMPERATURE	55°C
MIN.TEMPERATURE	0°C



CPN002/AGCB






CASCADA DE PISCINA 15CM NIAGARA
ACERO S.316 GRIS COBALTO

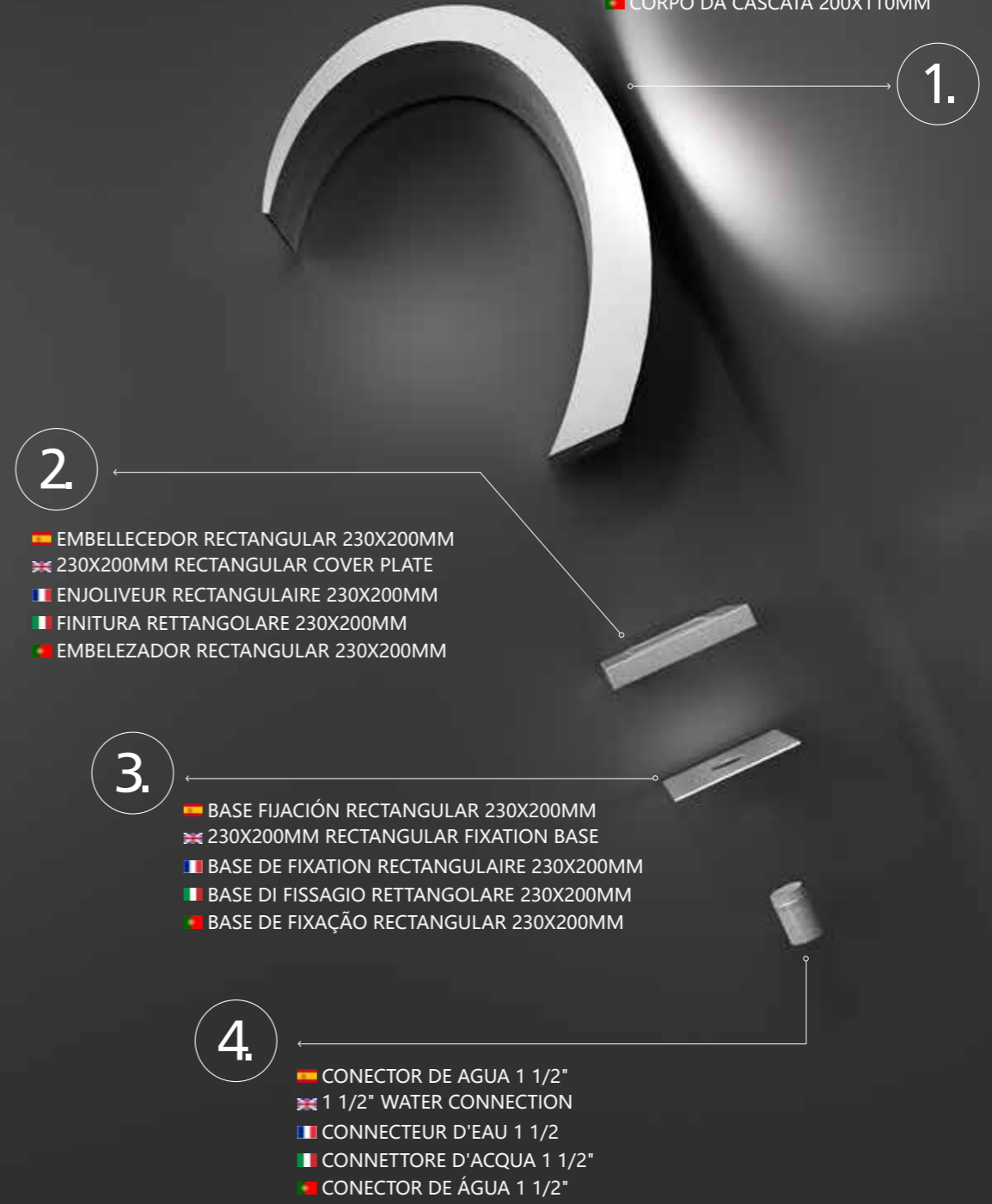







IGUAZU






CPI003/AC




-  CUERPO DE CASCADA 200X110MM
-  200X110MM WATERFALL BODY
-  CORPS DE CASCADE 200X110MM
-  CORPO CASCATA 200X110MM
-  CORPO DA CASCATA 200X110MM



- 2
-  EMBELLECEDOR RECTANGULAR 230X200MM
 -  230X200MM RECTANGULAR COVER PLATE
 -  ENJOLIVEUR RECTANGULAIRE 230X200MM
 -  FINITURA RETTANGOLARE 230X200MM
 -  EMBELEZADOR RECTANGULAR 230X200MM

- 3
-  BASE FIJACIÓN RECTANGULAR 230X200MM
 -  230X200MM RECTANGULAR FIXATION BASE
 -  BASE DE FIXATION RECTANGULAIRE 230X200MM
 -  BASE DI FISSAGIO RETTANGOLARE 230X200MM
 -  BASE DE FIXAÇÃO RECTANGULAR 230X200MM

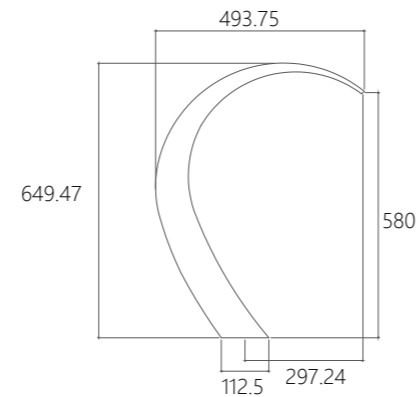
- 4
-  CONECTOR DE AGUA 1 1/2"
 -  1 1/2" WATER CONNECTION
 -  CONNECTEUR D'EAU 1 1/2"
 -  CONNETTORE D'ACQUA 1 1/2"
 -  CONECTOR DE ÁGUA 1 1/2"



- GOMA DE PROTECCIÓN INCLUIDA - INSTALACIÓN OPCIONAL
- RUBBER PROTECTION INCLUDED - OPTIONAL INSTALLATION
- GOMME DE PROTECTION INCLUSE - INSTALLATION OPTIONNELLE
- GUARNIZIONIDI PROTEZIONE INCLUSA - INSTALLAZIONE OPZIONALE
- BORRACHA DE PROTECCÃO INCLUÍDA - INSTALAÇÃO OPCIONAL



PRODUCT SIZE(CM)	72*45*23
WEIGHT(KG)	10
GUARANTEE	10 YEARS
MAX.PRESSURE(BAR)	8
MIN.PRESSURE(BAR)	1
OPTIMUM PRESSURE(BAR)	3-4
MAX.TEMPERATURE	55°C
MIN.TEMPERATURE	0°C








CPI003/AC


CASCADA DE PISCINA 20CM IGUAZU
ACERO S.316






IGUAZU






CPI003/ANG








-  CUERPO DE CASCADA 200X110MM
-  200X110MM WATERFALL BODY
-  CORPS DE CASCADE 200X110MM
-  CORPO CASCATA 200X110MM
-  CORPO DA CASCATA 200X110MM








- 2.**
-  EMBELLECEDOR RECTANGULAR 230X200MM
 -  230X200MM RECTANGULAR COVER PLATE
 -  ENJOLIVEUR RECTANGULAIRE 230X200MM
 -  FINITURA RETTANGOLARE 230X200MM
 -  EMBELEZADOR RECTANGULAR 230X200MM

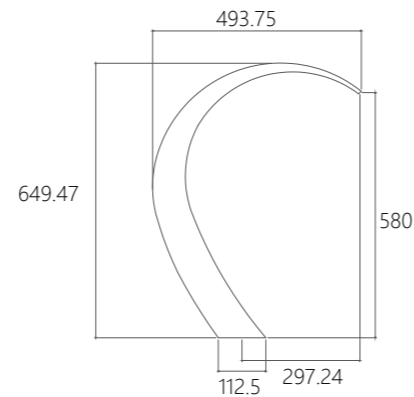
- 3.**
-  BASE FIJACIÓN RECTANGULAR 230X200MM
 -  230X200MM RECTANGULAR FIXATION
 -  BASE DE FIXATION RECTANGULAIRE 230X200MM
 -  BASE DI FISSAGIO RETTANGOLARE 230X200MM
 -  BASE DE FIXAÇÃO RECTANGULAR 230X200MM

- 4.**
-  CONECTOR DE AGUA 1 1/2"
 -  1 1/2" WATER CONNECTION
 -  CONNECTEUR D'EAU 1 1/2"
 -  CONNETTORE D'ACQUA 1 1/2"
 -  CONECTOR DE ÁGUA 1 1/2"



-  GOMA DE PROTECCIÓN INCLUIDA - INSTALACIÓN OPCIONAL
-  RUBBER PROTECTION INCLUDED - OPTIONAL INSTALLATION
-  GOMME DE PROTECTION INCLUSE - INSTALLATION OPTIONNELLE
-  GUARNIZIONIDI PROTEZIONE INCLUSA - INSTALLAZIONE OPZIONALE
-  BORRACHA DE PROTECÇÃO INCLUÍDA - INSTALAÇÃO OPCIONAL

PRODUCT SIZE(CM)	72*45*23
WEIGHT(KG)	10
GUARANTEE	10 YEARS
MAX.PRESSURE(BAR)	8
MIN.PRESSURE(BAR)	1
OPTIMUM PRESSURE(BAR)	3-4
MAX.TEMPERATURE	55°C
MIN.TEMPERATURE	0°C



CPI003/ANG

CASCADA DE PISCINA 20CM IGUAZU
NEGRO MATE

SINGLE-COOL / SINGLE- FUNCTION INSTALLATION STEPS



APPLICABLE MODELS:

GPA002, GPC004, GPN009, GPO006, GPO011, GPP001, GPT005, GPU010, GPN013, GPA014 ,GPS016




SINGLE-COOL / DUAL FUNCTION INSTALLATION STEPS



APPLICABLE MODELS:

GPD003,GPM007




HOT & COLD / DUAL FUNCTION INSTALLATION STEPS



APPLICABLE MODELS:

GPF008,GPK012



PACKAGING



CONDICIONES GENERALES DE VENTA GENERAL CONDITIONS OF SALE CONDITIONS GÉNÉRALES DE VENTE CONDIÇÕES GERAIS DE VENDA CONDIZIONI GENERALI I VENDITA



ENTREGAS

Revise la mercancía a la recepción de la misma. No se aceptará ninguna reclamación sobre mercancía no revisada en el momento de su recepción. El transportista indicará tal efecto en el albarán de entrega.

DEVOLUCIONES

En caso de devolución defina claramente el motivo de la misma. IMEX aceptará toda devolución que cumpla las siguientes premisas:

-El material deberá tener algún defecto de fabricación.

-El embalaje deberá estar en perfecto estado, de no ser así se le aplicará un recargo de un 10% en factura en concepto de recepción, revisión y manipulación.

FORMA DE PAGO

Se emitirá recibo a través de entidad bancaria.

Giro máximo 30 días fecha factura. Cualquier impagado que se produzca conllevará el pago de la factura más todos los gastos bancarios ocasionados y retención de todos los pedidos hasta el pago del mismo.

TRIBUNALES

En caso de litigio ambas partes se someterán a los tribunales de Picassent (VALENCIA).

PORTES

Para los pedidos a entregar en la península que no superen los 80€ de base imponible, se cargarán 6,50 € en concepto de portes. Para otros destinos consultar con fábrica o comercial.



DELIVERIES

Check the products at reception. The carrier shall enter any possible anomaly in the delivery order. No claim against us shall be receivable in the above mentioned points shall not have been observed.

SALES RETURNS

In case of a return specify clearly the reason. IMEX will accept any return that complies with the following requirements:

The product shall be any manufacturing defect.

The original packaging shall be in perfect conditions. If not, a 10% surcharge shall be applied in the invoice by the concept of reception, review and manipulation.

PAYMENT FORM

The receipt will be issued throughout a banking entity. Bank draft within a maximum of 30 days invoice date. Collection maximum 30 days invoice date, essential domiciled bank draft. Any unpaid will result the payment of the invoice and any banking costs incurred and the retention of all purchase orders until the payment of the pendant balance.

LAW COURTS

In case of litigation both parties will submit to the jurisdiction of the Court of Picassent, Valencia.



RÉCEPTION

Vérifiez la marchandise à sa réception. Aucune réclamation ne sera acceptée si cela n'est pas fait au moment de la livraison. En cas d'incidence, le transporteur devra l'indiquer sur le bon de livraison.

RETOUR

En cas de retour de marchandise, merci d'indiquer clairement la raison. IMEX acceptera la marchandise en retour dans les cas suivants:

-Matériel avec défaut de fabrication.

-L'emballage doit être en parfait état. Si ce n'est pas le cas, un surplus de 10% sera facturé en concept de réception, révision et manipulation.

CONDITIONS DE PAIEMENT

-LCR émise par banque.

-Délai maximum 30 jours après la date de la facture.

-En cas de non-paiement d'une facture arrivée à échéance, le client assumera les frais bancaires occasionnés et la gestion des commandes sera bloqué.

LOI APPLICABLE

En cas de litige, les deux parties seront soumises au tribunal de Picassent (Valencia).



ENTREGAS

Verifique a mercadoria no momento da sua receção. Não serão aceites reclamações relativas a mercadorias não verificadas no momento da entrega. A empresa de transportes indicará tal situação na guia de transporte.

DEVOLUÇÕES

Em caso de devolução, descreva com clareza o motivo da mesma.

A Imex ou o seu representante apenas aceitarão aquelas devoluções que preenchem os seguintes requisitos:

- O material deverá apresentar algum tipo de defeito de fabrico.

- A embalagem deverá estar em perfeitas condições, caso assim não seja será aplicada uma penalização de 10% do valor dessa mercadoria como despesas de receção, revisão e manuseamento.

FORMA DE PAGAMENTO

Transferência bancária ou cheque a 30 dias. Qualquer atraso que se produza terá como consequência a interrupção do serviço bem como o débito das custas bancárias e outras despesas relacionadas.

TRIBUNAIS

Em caso de litígio, ambas as partes submeter-se-ão aos tribunais de Picassent (Espanha) caso tenha sido o fabricante a faturar ou aos tribunais de Vila do Conde caso tenha sido o distribuidor a faturar.

TRANSPORTE

Serão cobrados 7€ de portes nos pedidos que não tenham valor superior a 200€.



CONSEGNE

Controllare la merce alla ricezione della stessa. Non si accetteranno reclami per merce che non sia stata verificata al momento della ricezione. Il corriere indicherà tale effetto sulla bolla di consegna.

DEVOLUZIONE

In caso di restituzione, definirne chiaramente il motivo. IMEX accetterà qualsiasi reso che soddisfi le seguenti premesse:

-Il materiale deve presentare qualche difetto di fabbricazione.

-L'imballo deve essere in perfette condizioni, in caso contrario verrà applicata in fattura una maggiorazione del 10% per ricezione, controllo e manipolazione.

MÉTODO DI PAGAMENTO P A G A M E N T O

Verrà rilasciata una ricevuta tramite banca. Pagamento entro 30 giorni dalla data della fattura. L'eventuale inadempienza comporterà il pagamento della fattura maggiorata di tutte le spese bancarie sostenute e il trattenimento di tutti gli ordini fino al relativo pagamento.

TRIBUNALI

In caso di controversia, entrambe le parti si sottoporranno ai tribunali di Picassent (VALENCIA).

SPESE DI SPEDIZIONE

Per ordini di un valore minore di 100 euro, verranno addebitati 30 euro di spese di spedizione. Per ordini del valore fra i 100 e i 550 euro, verrà aggiunto un 8% sul totale, mentre per ordini di un valore maggiore di 550 euro, la spedizione sarà gratuita.

ACTUALIZACIÓN Y MANTENIMIENTO DE LAS COLECCIONES UPDATE AND COLLECTIONS MAINTENANCE MISE À JOUR ET ENTRETIEN DES COLLECTIONS ACTUALIZAÇÃO E MANUTENÇÃO DAS COLEÇÕES AGGIORNAMENTO E MANUTENZIONE DELLE COLLEZIONI



CAMBIOS EN EL MODELAJE

En ciertas ocasiones, algunos de los artículos suministrados por IMEX PRODUCTS, S.L., pueden presentar cambios, no sustanciales, en algunos de sus componentes en relación a las fotografías publicadas en catálogo actual.

IMEX PRODUCTS, S.L. se reserva el derecho de efectuar dichos cambios en su modelaje siempre en aras de una mejora tanto del diseño y funcionalidad del producto, como de sus condiciones de venta.



MOLDING CHANGES

Some of the articles supplied by IMEX PRODUCTS, S.L. may have non-substantial modifications of some of their components compared to the photographs published in the catalogue.

IMEX PRODUCTS, S.L. reserves the right to make such changes in order to improve the design and functionality of the product, as well as its sales conditions.



CHANGEMENT DES MODÈLES

Certains des articles fournis par IMEX PRODUCTS, S.L. peuvent présenter des modifications, non substantielles, de certains de leurs composants par rapport aux photographies publiées dans le catalogue.

IMEX PRODUCTS, S.L. se réserve le droit d'apporter de telles modifications afin d'améliorer le design et la fonctionnalité du produit, ainsi que ses conditions de vente.



ALTERAÇÕES NA MODELAÇÃO

Em ocasiões, alguns dos produtos fornecidos pela IMEX PRODUCTS, S.L., podem apresentar alterações em algumas das suas peças em relação às imagens do catálogo atual. IMEX PRODUCTS S.L., reserva-se o direito de realizar ditas alterações nos seus modelos sendo sempre em busca de melhorias tanto na imagem como na funcionalidade do produto, além das condições de venda.



CAMBIAMENTI NELLA MODELLATURA

In determinate occasioni, alcuni degli articoli forniti da IMEX PRODUCTS, S.L., può presentare modifiche, non sostanziali, in alcuni suoi componenti rispetto alle fotografie pubblicate nel presente catalogo.

IMEX PRODUCTS S.L. si riserva il diritto di apportare tali modifiche ai propri modelli sempre al fine di migliorare sia il design e la funzionalità del prodotto, sia le sue condizioni di vendita.

CONSEJOS DE LIMPIEZA Y MANTENIMIENTO CLEANING AND MAINTENANCE TIPS CONSEILS DE NETTOYAGE ET D'ENTRETIEN CONSELHOS DE LIMPEZA E MANUTENÇÃO CONSIGLI PER LA PULIZIA E LA MANUTENZIONE



En Imex Products aconsejamos que para realizar la limpieza de nuestra grifería, en acabados negro mate o blanco mate, se utilicen productos no abrasivos y con un Ph neutro, evitando, de este modo, dañar las piezas. Siguiendo las indicaciones o recomendaciones del fabricante del producto, aconsejamos la utilización de bayeta de microfibra en el proceso de limpieza, finalizando con el secado de las piezas. De esta forma conseguiremos alargar la vida de la grifería.



Imex Products recommends using non-abrasive cleaning products with a neutral Ph, which will not damage our products, to clean our taps in matt black or matt white finishes. Following the product manufacturer indications, it is highly recommended to use a microfibre cloth and to always dry the product. In this way we will extend the taps' life.



Imex Products conseille de nettoyer les robinets en finition noir mat ou blanc mat en utilisant des produits non abrasifs au pH neutre pour ne pas les endommager. Suivant les indications du fabriquant, il est fortement recommandé d'utiliser un chiffon en microfibre et de toujours sécher le produit, de cette façon nous prolongerons la vie du robinet.



Na Imex Products aconselhamos para realizar a limpeza dos nossos produtos, em cores preto mate ou branco mate, que se utilizem produtos não corrosivos e com um PH neutro, evitando assim, danificar os produtos. Seguindo as recomendações do fabricante, aconselhamos utilizar pano de microfibras no processo de limpeza e finalizar com a secagem dos produtos para assim alargar a vida dos mesmos.



Noi di Imex Products consigliamo di utilizzare prodotti non abrasivi a Ph neutro per la pulizia dei nostri rubinetti, nelle finiture nero opaco o bianco opaco, evitando così di danneggiare le parti. Seguendo le istruzioni o le raccomandazioni del produttore del prodotto, consigliamo l'uso di un panno in microfibra nel processo di pulizia, terminando con l'asciugatura dei pezzi. In questo modo riusciremo ad allungare la vita del rubinetto.

POOLIMEX

OUTDOOR EQUIPMENTS



Rua Nova da Gandra 36
4425-148 Águas Santas
Maia - Porto